

## BlackRock GFJpnFlxEq D4 £

### Fund Information

**Sector**

Not Yet Assigned

**Manager's Name**

Tad Fukushima

**Date Manager Appointed**

Jul 2019

**Launch Date**

Sep 2012

**Fund Size(£m)**

£10862.65

**Yield\*** (See page2)

0.00 %

**XD Dates**

Aug 31

**Last Distribution**

31/08/20 (XD Date)

07/09/20 (Pay Date)

0.06(Distribution)

**OCF**

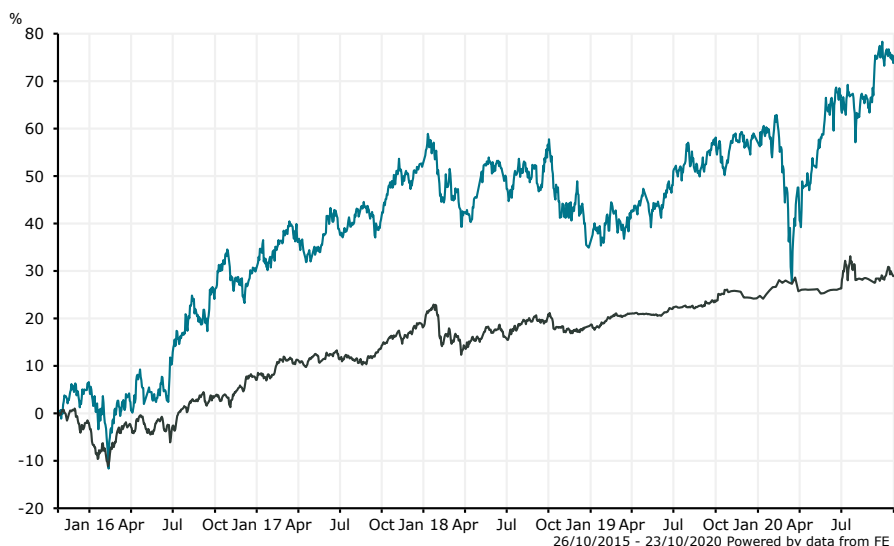
1.10 %

### Fund Aim

The Fund aims to maximise the return on your investment through a combination of capital growth and income on the Fund's assets. The Fund invests at least 70% of its total assets in the shares of companies domiciled in, or the main business of which is in, Japan.

**Sector:** Not Yet Assigned

### Performance



■ BlackRock GFJpnFlxEq D4 £  
 ■ Not Yet Assigned

**Morningstar Analyst Rating**

N/A

**FE Crown Rating**

**Discrete Performance - 12 months to 31/12/19**

	2019	2018	2017	2016	2015
Fund	16.99	-11.21	16.99	21.85	14.18
Stock Sector Average	4.92	0.27	10.32	9.15	-2.11

**Cumulative Performance to 30/09/20**

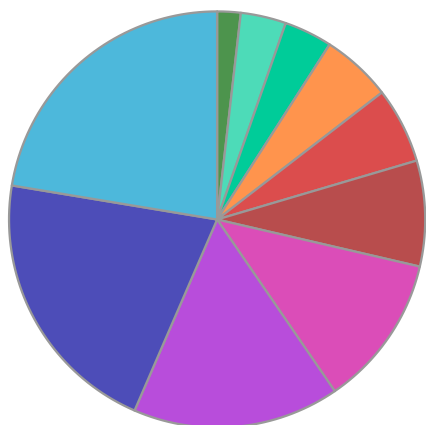
	1 Yr	2 Yrs	3 Yrs	4 Yrs	5 Yrs
Fund	11.69	11.63	24.10	40.89	86.61
Stock Sector Average	3.64	6.68	12.80	23.96	35.62

**Performance Analysis - Annualised 3 years**

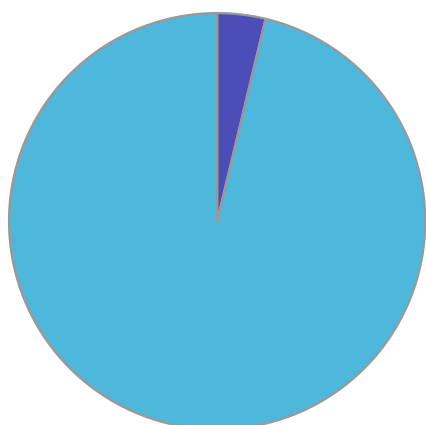
	Growth Rate %	Volatility	Alpha	Beta	Sharpe
Fund	7.46	13.82	6.75	0.39	0.29
Stock Sector Average	4.10	4.19	0.00	1.00	0.14

BlackRock **GFJpnFlxEq D4 £**

**Fund Composition**



	(%)
Consumer Discretionary	22.38
Industrials	21.12
Information Technology	16.06
Health Care	11.80
Financials	8.20
Communications	5.88
Materials	5.46
Money Market	3.74
Consumer Staples	3.53
Real Estate	1.82



	(%)
Japanese Equities	96.26
Money Market	3.74

**Largest Holdings**

Holdings	(%)
TOYOTA MOTOR CORP	5.40
SOFTBANK GROUP CORP	4.53
SONY CORP	4.03
NIDEC CORP	3.29
KEYENCE CORP	3.25

Holdings	(%)
SHIN-ETSU CHEMICAL CO	3.07
DAIKIN INDUSTRIES	3.05
MURATA MANUFACTURING CO	2.93
TOKIO MARINE HLDGS INC	2.53
NEC CORP	2.49

\* Data supplied by fund managers regarding fixed interests funds may not specify yield type. As the provision of redemption yield is an FCA regulatory requirement Novia assumes these are used.

**Important Information**

Performance details and yields are as at 30/09/2020. Performance figures are inclusive of net reinvested income. Source: FE. This document is designed only for professional investors and experienced advisers. The value of investments and the income gained may fluctuate. Investors may not get back the full amount invested. Past performance is not a guide to the future.