

**Wells Fargo WW EgMk Eq Inc Z GBP**
**Fund Information**

**Sector**  
Equity - Emerging Markets

**Manager's Name**  
Alison Shimada  
Elaine Tse

**Date Manager Appointed**  
Jun 2012

**Launch Date**  
Oct 2012

**Fund Size(£m)**  
£215.13

**Yield\*** (See page2)  
0.00 %

**XD Dates**  
N/A

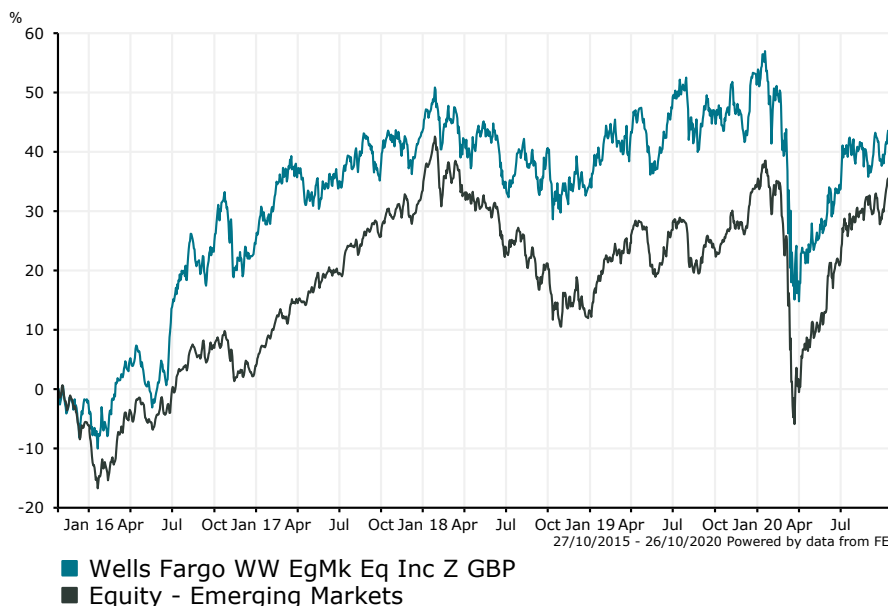
**Last Distribution**  
N/A (XD Date)  
N/A (Pay Date)  
N/A(Distribution)

**OCF**  
1.31 %

**Fund Aim**

The Emerging Markets Equity Income Fund seeks long-term capital appreciation and current income.

**Sector:** Equity - Emerging Markets

**Performance**

**Discrete Performance - 12 months to 31/12/19**

	2019	2018	2017	2016	2015
Fund	12.61	-6.24	15.15	26.91	-4.33
Stock Sector Average	18.29	-15.11	28.42	10.70	-14.35

**Cumulative Performance to 30/09/20**

	1 Yr	2 Yrs	3 Yrs	4 Yrs	5 Yrs
Fund	-5.88	-1.52	1.24	12.33	47.96
Stock Sector Average	4.76	6.97	3.13	21.23	39.59

**Performance Analysis - Annualised 3 years**

	Growth Rate %	Volatility	Alpha	Beta	Sharpe
Fund	0.41	14.62	-0.46	0.77	0.00
Stock Sector Average	1.03	17.23	0.00	1.00	0.00

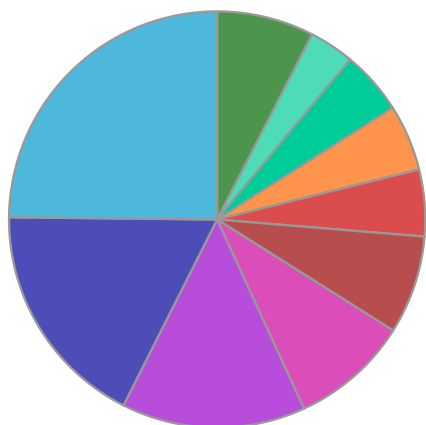
**Morningstar Analyst Rating**

N/A

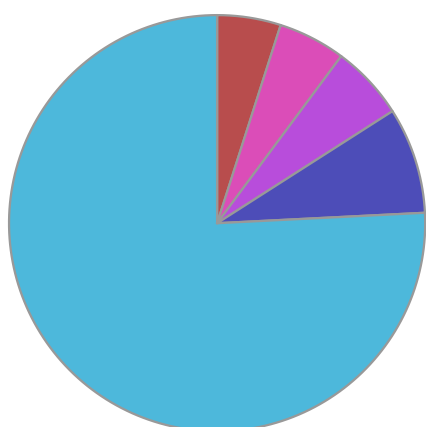
**FE Crown Rating**



## Fund Composition



	(%)
Information Technology	24.83
Financials	17.74
Consumer Discretionary	14.28
Communications	9.20
Materials	7.64
Real Estate	5.18
Consumer Staples	5.15
Cash & Cash Equivalents	4.94
Industrials	3.49
Others	7.55



	(%)
Asia Pacific ex Japan Equities	75.80
American Emerging Equities	8.25
European Equities	5.78
Middle East & African Equities	5.23
Money Market	4.94

## Largest Holdings

Holdings	(%)
TAIWAN SEMICONDUCTOR MANUFACTURING	7.77
SAMSUNG ELECTRONICS CO	4.47
MIDEA GROUP CO LTD	2.23
PING AN INSURANCE(GR)CO OF CHINA	1.94
CHINA MOBILE LTD	1.93

Holdings	(%)
CHINA CONSTRUCTION BANK	1.87
INFOSYS LTD	1.67
SAMSUNG ELECTRONICS CO GDR EACH REP 1/2 N/VTG PFD 144A/REG`S	1.61
NASPERS	1.61
CHINA RESOURCES LAND	1.49

\* Data supplied by fund managers regarding fixed interests funds may not specify yield type. As the provision of redemption yield is an FCA regulatory requirement Novia assumes these are used.

## Important Information

Performance details and yields are as at 30/09/2020. Performance figures are inclusive of net reinvested income. Source: FE. This document is designed only for professional investors and experienced advisers. The value of investments and the income gained may fluctuate. Investors may not get back the full amount invested. Past performance is not a guide to the future.