

Wells Fargo WW Global Equity Z GBP
Fund Information
Sector

Equity - International

Manager's Name

 Jean-Baptiste Nadal
 Amit Kumar
 Miguel Giaconi

Date Manager Appointed

Dec 2011

Launch Date

Oct 2012

Fund Size (£m)

£72.84

Yield* (See page2)

0.00 %

XD Dates

N/A

Last Distribution

 N/A (XD Date)
 N/A (Pay Date)
 N/A(Distribution)

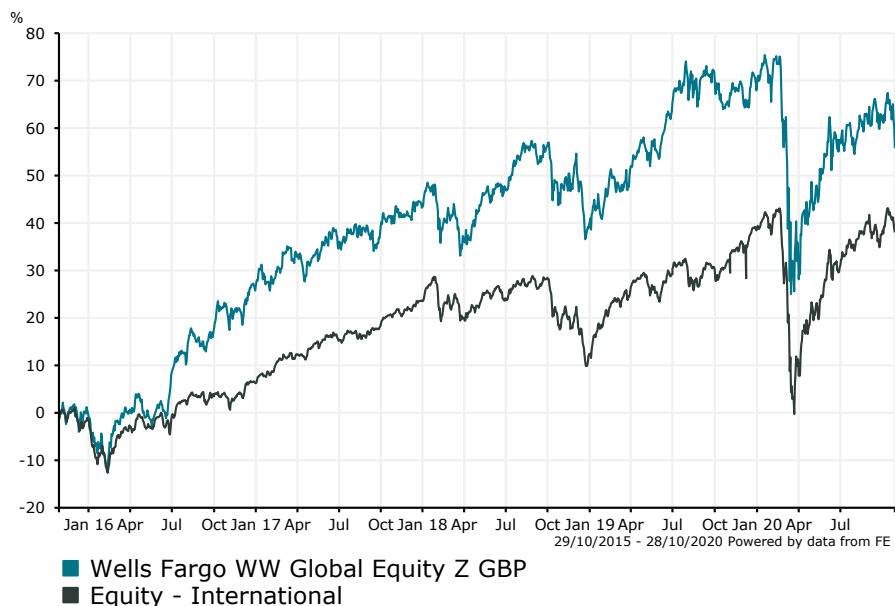
OCF

1.06 %

Fund Aim

The Global Equity Fund seeks long-term capital appreciation.

Sector: Equity - International

Performance

Discrete Performance - 12 months to 31/12/19

	2019	2018	2017	2016	2015
Fund	20.31	-2.53	13.88	25.69	4.84
Stock Sector Average	23.18	-9.02	16.28	7.94	0.71

Cumulative Performance to 30/09/20

	1 Yr	2 Yrs	3 Yrs	4 Yrs	5 Yrs
Fund	-6.07	3.54	17.14	37.99	74.01
Stock Sector Average	5.37	7.38	16.26	33.08	47.64

Performance Analysis - Annualised 3 years

	Growth Rate %	Volatility	Alpha	Beta	Sharpe
Fund	5.41	15.25	0.78	0.93	0.13
Stock Sector Average	5.15	14.67	0.00	1.00	0.11

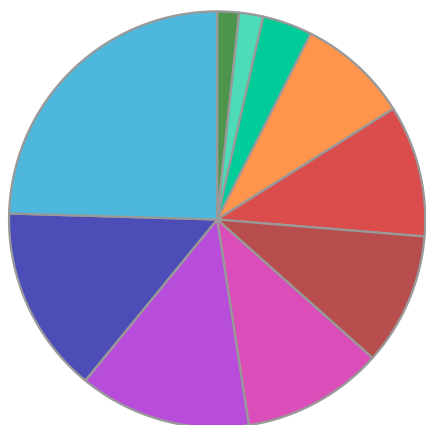
Morningstar Analyst Rating

N/A

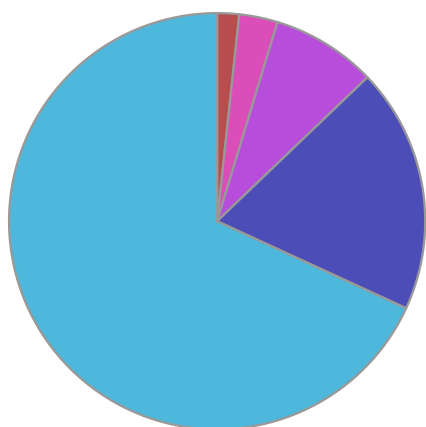
FE Crown Rating


Wells Fargo WW **Global Equity Z GBP**

Fund Composition



	(%)
Information Technology	24.54
Financials	14.54
Health Care	13.36
Consumer Discretionary	10.98
Industrials	10.28
Communications	10.23
Consumer Staples	8.64
Materials	3.87
Energy	1.86
Cash & Cash Equivalents	1.70



	(%)
North American Equities	68.13
European Equities	19.02
Japanese Equities	8.16
Asia Pacific ex Japan Equities	2.99
Money Market	1.70

Largest Holdings

Holdings	(%)
MICROSOFT CORP	5.19
AMAZON.COM INC	3.95
VISA INC	3.73
ALPHABET INC. CLASS C	3.67
ON SEMICONDUCTOR CORP	2.79

Holdings	(%)
SONY CORP	2.63
MOTOROLA SOLUTIONS INC	2.62
COMCAST CORP(NEW)	2.61
CAPGEMINI SE	2.56
MEDTRONIC INC	2.48

* Data supplied by fund managers regarding fixed interests funds may not specify yield type. As the provision of redemption yield is an FCA regulatory requirement Novia assumes these are used.

Important Information

Performance details and yields are as at 30/09/2020. Performance figures are inclusive of net reinvested income. Source: FE. This document is designed only for professional investors and experienced advisers. The value of investments and the income gained may fluctuate. Investors may not get back the full amount invested. Past performance is not a guide to the future.