

Wells Fargo WW US AllCapGth Z Cap£
Fund Information
Sector
Equity - USA

Manager's Name
Joseph M. Eberhardy
Thomas Ognar
Robert Gruendyke

Date Manager Appointed
May 2008

Launch Date
Oct 2012

Fund Size (£m)
£1214.75

Yield* (See page2)
0.00 %

XD Dates
N/A

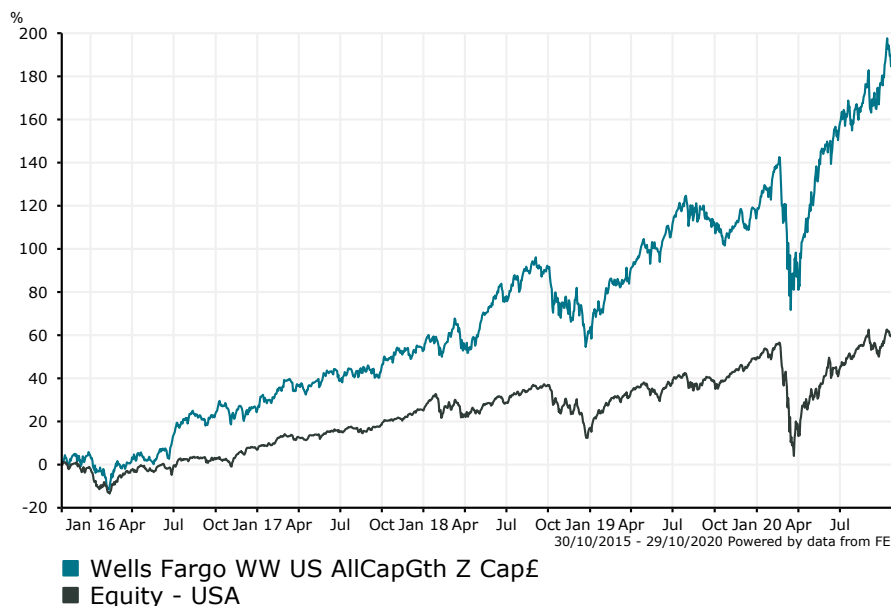
Last Distribution
N/A (XD Date)
N/A (Pay Date)
N/A(Distribution)

OCF
0.94 %

Fund Aim

The U.S. All Cap Growth Fund seeks long-term capital appreciation.

Sector: Equity - USA

Performance

Discrete Performance - 12 months to 31/12/19

	2019	2018	2017	2016	2015
Fund	32.21	6.14	22.77	18.72	8.65
Stock Sector Average	27.26	-6.52	16.78	8.86	-1.57

Cumulative Performance to 30/09/20

	1 Yr	2 Yrs	3 Yrs	4 Yrs	5 Yrs
Fund	30.04	43.74	91.86	124.45	188.46
Stock Sector Average	11.57	13.41	30.77	51.19	66.98

Performance Analysis - Annualised 3 years

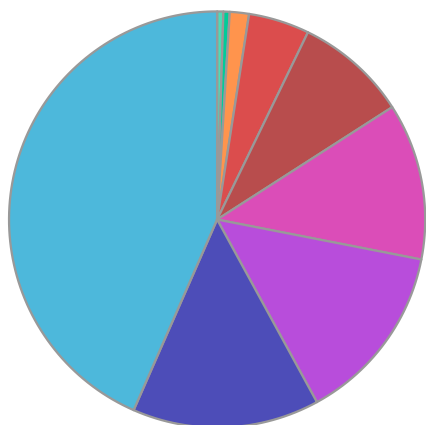
	Growth Rate %	Volatility	Alpha	Beta	Sharpe
Fund	24.26	19.48	14.40	0.97	1.07
Stock Sector Average	9.36	17.54	0.00	1.00	0.33

Morningstar Analyst Rating

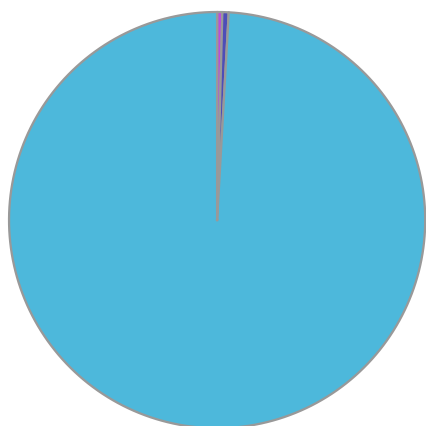
N/A

FE Crown Rating


Fund Composition



	(%)
Information Technology	43.43
Consumer Discretionary	14.53
Health Care	13.96
Communications	12.16
Industrials	8.73
Financials	4.73
Materials	1.49
Cash & Cash Equivalents	0.49
Consumer Staples	0.48



	(%)
North American Equities	99.11
Cash & Cash Equivalents	0.49
Middle East & African Equities	0.40

Largest Holdings

Holdings	(%)
AMAZON.COM INC	9.15
MICROSOFT CORP	6.08
ALPHABET INC	4.18
APPLE INC	3.87
MASTERCARD INC	3.41

Holdings	(%)
FACEBOOK INC	3.35
PAYPAL HLDGS INC	2.93
MarketAxess Holdings Inc ORD	2.82
ENVESTNET INC	2.33
VISA INC	2.12

* Data supplied by fund managers regarding fixed interests funds may not specify yield type. As the provision of redemption yield is an FCA regulatory requirement Novia assumes these are used.

Important Information

Performance details and yields are as at 30/09/2020. Performance figures are inclusive of net reinvested income. Source: FE. This document is designed only for professional investors and experienced advisers. The value of investments and the income gained may fluctuate. Investors may not get back the full amount invested. Past performance is not a guide to the future.