

**Wells Fargo WW US Hg Yld Bd Z GBP**
**Fund Information**

**Sector**  
Fixed Int - USD High Yield

**Manager's Name**  
Phil Susser  
Niklas Nordenfelt

**Date Manager Appointed**  
Apr 2008

**Launch Date**  
Oct 2012

**Fund Size(£m)**  
£71.07

**Yield\*** (See page2)  
0.00 %

**XD Dates**  
N/A

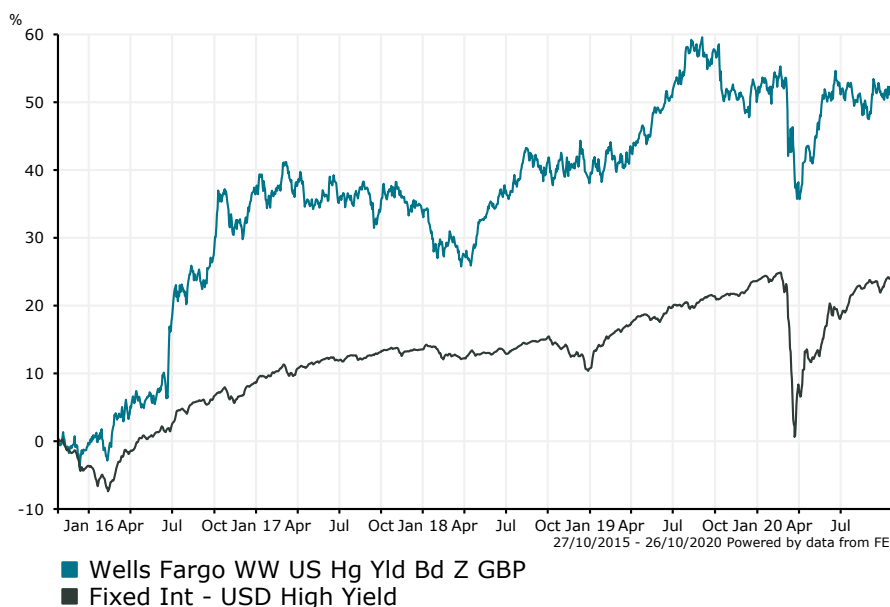
**Last Distribution**  
N/A (XD Date)  
N/A (Pay Date)  
N/A(Distribution)

**OCF**  
0.92 %

**Fund Aim**

The U.S. High Yield Bond Fund seeks total return, consisting of a high level of current income and capital appreciation.

**Sector:** Fixed Int - USD High Yield

**Performance**


**Morningstar Analyst Rating**  
N/A

**FE Crown Rating**  
👑👑👑👑👑

**Discrete Performance - 12 months to 31/12/19**

	2019	2018	2017	2016	2015
Fund	8.67	3.12	-1.85	36.73	3.15
Stock Sector Average	11.63	-2.49	4.49	12.74	-3.11

**Cumulative Performance to 30/09/20**

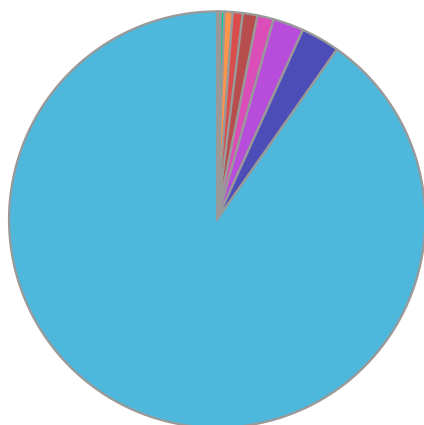
	1 Yr	2 Yrs	3 Yrs	4 Yrs	5 Yrs
Fund	-4.42	6.88	12.34	18.23	53.22
Stock Sector Average	0.95	6.37	8.29	14.97	25.52

**Performance Analysis - Annualised 3 years**

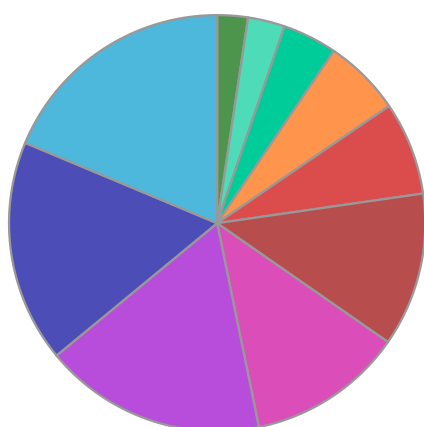
	Growth Rate %	Volatility	Alpha	Beta	Sharpe
Fund	3.96	9.83	2.20	0.73	0.05
Stock Sector Average	2.69	8.31	0.00	1.00	0.00

Wells Fargo WW **US Hg Yld Bd Z GBP**

**Fund Composition**



	(%)
USA	90.23
Canada	3.01
Money Market	2.38
Netherlands	1.27
Luxembourg	1.13
Germany	0.78
Israel	0.63
UK	0.29
New Zealand	0.20
Ireland	0.08



	(%)
Consumer Discretionary	18.69
Communications	17.28
Energy	17.25
Industrials	12.11
Consumer Staples	11.95
Utilities	7.24
Information Technology	6.00
Financials	4.23
Real Estate	2.87
Cash & Cash Equivalents	2.38

**Largest Holdings**

Holdings	(%)
ERA GROUP INC	1.87
CCM MERGER INC	1.73
CHENIERE ENERGY PARTNERS LP	1.51
KAR AUCTION SERVICES INC	1.40
ALLISON TRANSMISSION HLDGS INC	1.34

Holdings	(%)
NIELSEN FINANCE LLC/CO 5.875% BDS 01/10/30 USD2000144A	1.30
CARDTRONICS PLC	1.29
TERRAFORM POWER INC	1.21
SPRINT CAPITAL CORP	1.21
OCCIDENTAL PETROLEUM CORP	1.13

\* Data supplied by fund managers regarding fixed interests funds may not specify yield type. As the provision of redemption yield is an FCA regulatory requirement Novia assumes these are used.

**Important Information**

Performance details and yields are as at 30/09/2020. Performance figures are inclusive of net reinvested income. Source: FE. This document is designed only for professional investors and experienced advisers. The value of investments and the income gained may fluctuate. Investors may not get back the full amount invested. Past performance is not a guide to the future.