

## GS Gbl Strat IncBd Pfl RH £

### Fund Information

**Sector**

Fixed Int - Global

**Manager's Name**

Team Managed

**Date Manager Appointed**

Mar 2011

**Launch Date**

Dec 2012

**Fund Size(£m)**

£1327.75

**Yield\*** (See page2)

0.00 %

**XD Dates**

Dec 09

**Last Distribution**

09/12/19 (XD Date)

09/12/19 (Pay Date)

3.32(Distribution)

**OCF**

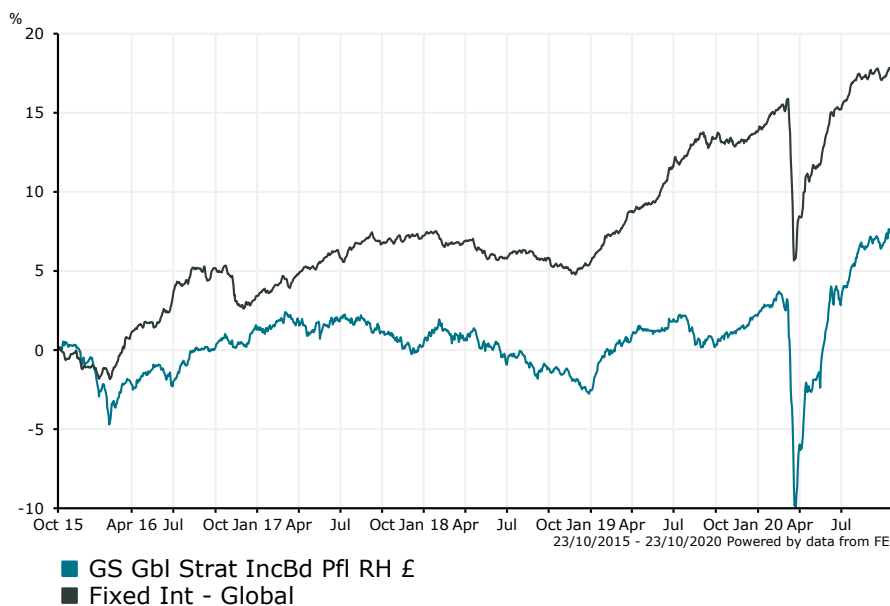
0.75 %

### Fund Aim

The Portfolio seeks to provide income and capital growth over the longer term. The Portfolio will mostly invest in publicly traded securities, currencies and financial derivative instruments, mostly in the global fixed income and currency markets.

**Sector:** Fixed Int - Global

### Performance


**Morningstar Analyst Rating**

N/A

**FE Crown Rating**

**Discrete Performance - 12 months to 31/12/19**

	2019	2018	2017	2016	2015
Fund	4.79	-2.78	-1.00	1.93	-0.93
Stock Sector Average	7.84	-1.59	3.67	4.59	-1.64

**Cumulative Performance to 30/09/20**

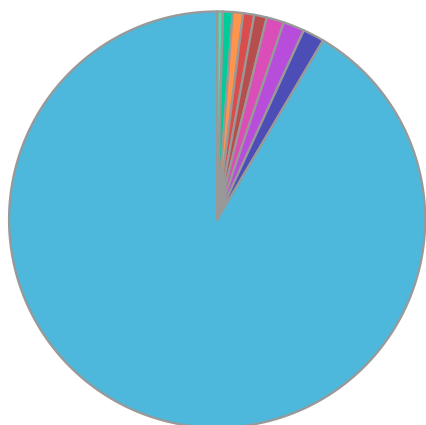
	1 Yr	2 Yrs	3 Yrs	4 Yrs	5 Yrs
Fund	6.41	7.84	5.40	6.55	7.58
Stock Sector Average	3.35	10.72	9.80	11.40	18.33

**Performance Analysis - Annualised 3 years**

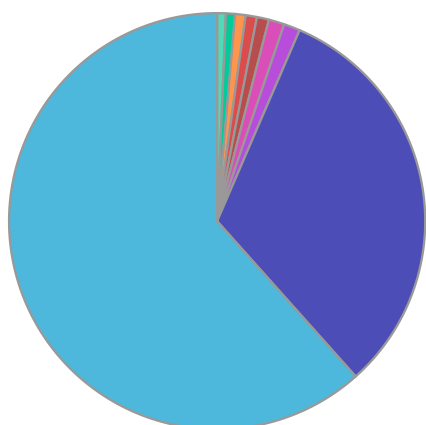
	Growth Rate %	Volatility	Alpha	Beta	Sharpe
Fund	1.77	6.78	-2.32	1.34	0.00
Stock Sector Average	3.16	4.51	0.00	1.00	0.00

**GS Gbl Strat IncBd Pfl RH £**

**Fund Composition**



	(%)
USA	123.81
Japan	2.26
China	2.23
EU	1.83
Ireland	1.32
France	1.16
Belgium	1.09
Netherlands	1.01
South Africa	0.61
Others	-35.32



	(%)
US Fixed Interest	76.62
US Corporate Fixed Interest	39.70
UK Corporate Fixed Interest	1.57
UK Fixed Interest	1.52
French Corporate Fixed Interest	1.16
Belgian Corporate Fixed Interest	1.09
Dutch Corporate Fixed Interest	1.01
US Government Fixed Interest	0.88
Canadian Corporate Fixed Interest	0.84
Others	-24.39

**Largest Holdings**

Holdings	(%)
G2SF 2.50 10/20 TBA	9.28
FNCL 5.00 10/20 TBA	7.38
G2SF 2.50 11/20 TBA	7.38
G2SF 2.00 11/20 TBA	6.37
G2SF 2.00 10/20 TBA	5.91

Holdings	(%)
FNCL 2.00 11/20 TBA	4.41
G2SF 4.50 10/20 TBA	4.01
G2SF MA5653	2.24
SLM STUDE FRN 07/25/22 0.3551%	1.84
G2SF MA5711	1.66

\* Data supplied by fund managers regarding fixed interests funds may not specify yield type. As the provision of redemption yield is an FCA regulatory requirement Novia assumes these are used.

**Important Information**

Performance details and yields are as at 30/09/2020. Performance figures are inclusive of net reinvested income. Source: FE. This document is designed only for professional investors and experienced advisers. The value of investments and the income gained may fluctuate. Investors may not get back the full amount invested. Past performance is not a guide to the future.