

HSBC GIF Gbl Emg Mkts Eq BDGBP

Fund Information

Sector
Equity - Emerging Markets

Manager's Name
Stephanie Wu

Date Manager Appointed
Jul 2020

Launch Date
Nov 2012

Fund Size(£m)
£268.99

Yield* (See page2)
0.00 %

XD Dates
Jul 08

Last Distribution
08/07/20 (XD Date)
04/08/20 (Pay Date)
0.20(Distribution)

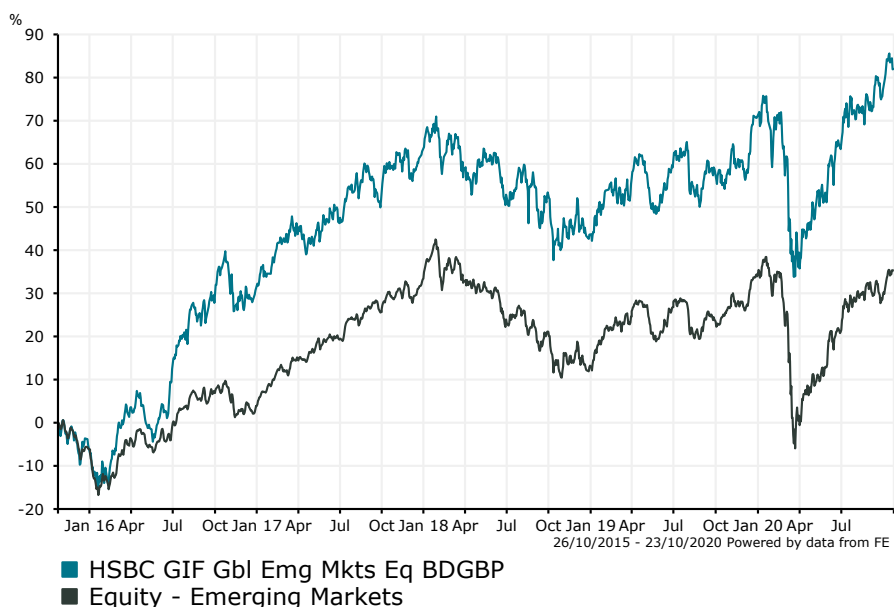
OCF
1.15 %

Fund Aim

The Fund aims to provide long-term total return (meaning capital growth and income) by investing in shares (or securities that are similar to shares) issued by companies in Emerging Markets.

Sector: Equity - Emerging Markets

Performance



Morningstar Analyst Rating
N/A

FE Crown Rating
★★★★★

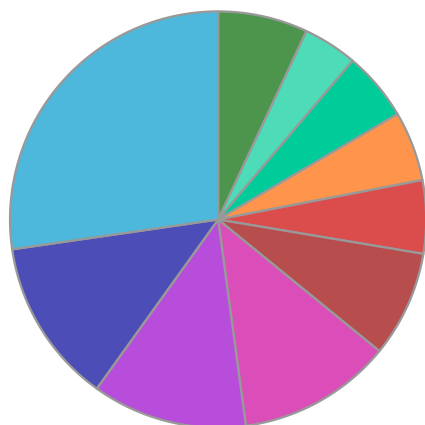
Discrete Performance - 12 months to 31/12/19					
	2019	2018	2017	2016	2015
Fund	18.83	-11.83	24.67	37.77	-13.42
Stock Sector Average	18.29	-15.11	28.42	10.70	-14.35

Cumulative Performance to 30/09/20					
	1 Yr	2 Yrs	3 Yrs	4 Yrs	5 Yrs
Fund	11.98	15.51	16.83	38.67	93.99
Stock Sector Average	4.76	6.97	3.13	21.23	39.59

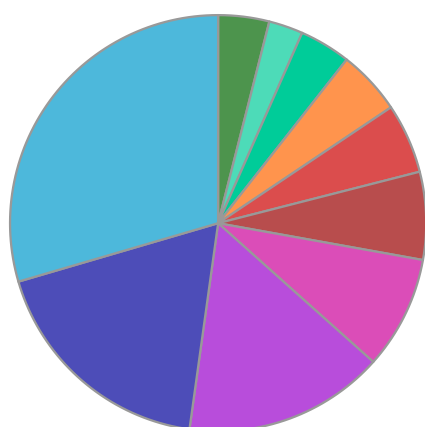
Performance Analysis - Annualised 3 years					
	Growth Rate %	Volatility	Alpha	Beta	Sharpe
Fund	5.32	15.67	4.36	0.84	0.12
Stock Sector Average	1.03	17.23	0.00	1.00	0.00

HSBC GIF Gbl Emg Mkts Eq BDGBP

Fund Composition



	(%)
China	27.29
Korea	12.80
Taiwan	12.04
Hong Kong	11.98
India	8.25
Others	5.68
Money Market	5.42
Russia	5.35
South Africa	4.21
Others	6.98



	(%)
Information Technology	29.53
Consumer Discretionary	18.27
Financials	15.59
Industrials	8.78
Materials	6.81
Money Market	5.42
Communications	5.00
Energy	3.98
Consumer Staples	2.66
Others	3.96

Largest Holdings

Holdings	(%)
ALIBABA GROUP HLDG LTD	9.73
TAIWAN SEMICONDUCTOR MANUFACTURING	6.27
SAMSUNG ELECTRONICS CO	6.23
TENCENT HLDGS LIMITED	4.90
RELIANCE INDUSTRIES	3.98

Holdings	(%)
SK HYNIX INC	3.47
WEICHAJ POWER CO	3.11
XINYI SOLAR HOLDINGS CO LTD (968) (HK)	2.85
PING AN INSURANCE(GR)CO OF CHINA	2.77
CHINA LONGYUAN POWER GROUP CORP LTD	2.49

* Data supplied by fund managers regarding fixed interests funds may not specify yield type. As the provision of redemption yield is an FCA regulatory requirement Novia assumes these are used.

Important Information

Performance details and yields are as at 30/09/2020. Performance figures are inclusive of net reinvested income. Source: FE. This document is designed only for professional investors and experienced advisers. The value of investments and the income gained may fluctuate. Investors may not get back the full amount invested. Past performance is not a guide to the future.