

GS BRICs Rqt Portfl R GBP

Fund Information

Sector
Equity - Emerging Markets

Manager's Name
Team Managed

Date Manager Appointed
Jan 2006

Launch Date
Dec 2012

Fund Size(£m)
£95.63

Yield* (See page2)
0.00 %

XD Dates
Dec 09

Last Distribution
09/12/19 (XD Date)
09/12/19 (Pay Date)
0.14(Distribution)

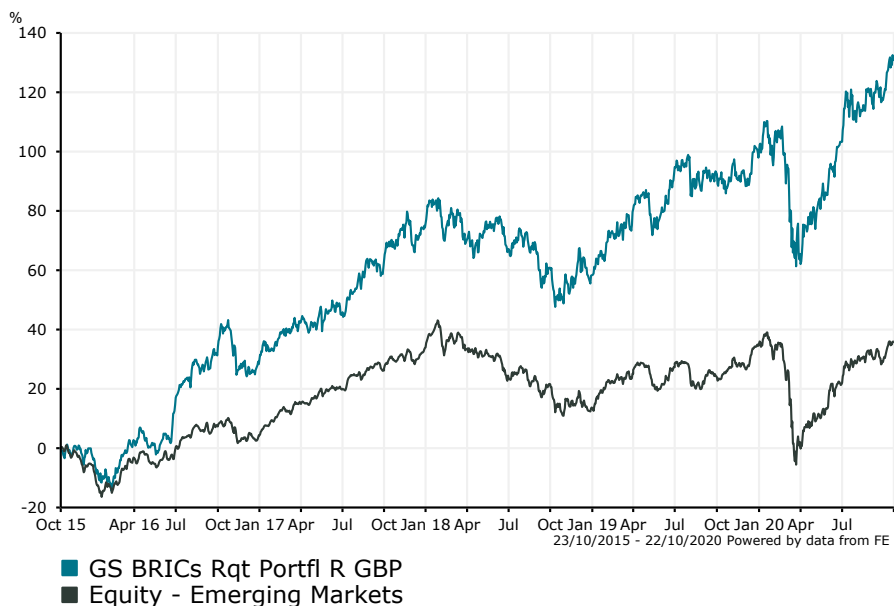
OCF
1.25 %

Fund Aim

The Portfolio seeks to provide capital growth over the longer term. The Portfolio will mostly hold shares or similar instruments relating to Brazilian, Russian, Indian and/or Chinese companies. Such companies are either based in or earn most of their profits or revenues from Brazil, Russia, India and/or China. The Portfolio may also invest in companies which are based anywhere in the world.

Sector: Equity - Emerging Markets

Performance



Morningstar Analyst Rating

N/A

FE Crown Rating



Discrete Performance - 12 months to 31/12/19

	2019	2018	2017	2016	2015
Fund	25.14	-9.27	35.85	30.45	-3.21
Stock Sector Average	18.29	-15.11	28.42	10.70	-14.35

Cumulative Performance to 30/09/20

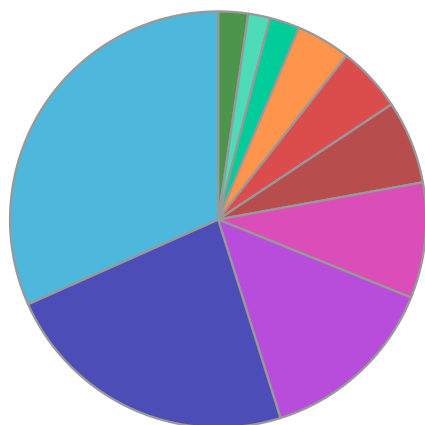
	1 Yr	2 Yrs	3 Yrs	4 Yrs	5 Yrs
Fund	12.43	35.17	35.09	65.60	134.72
Stock Sector Average	4.76	6.97	3.13	21.23	39.59

Performance Analysis - Annualised 3 years

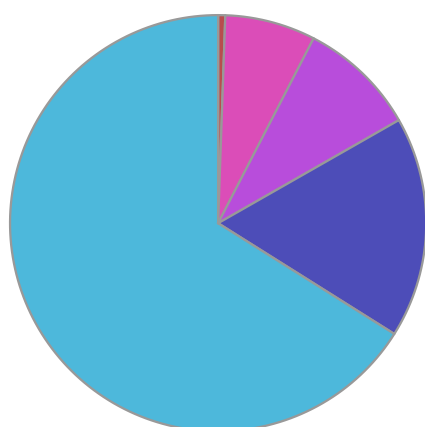
	Growth Rate %	Volatility	Alpha	Beta	Sharpe
Fund	10.55	16.15	9.57	0.86	0.44
Stock Sector Average	1.03	17.23	0.00	1.00	0.00

GS BRICs Rqt Portfl R GBP

Fund Composition



	(%)
Consumer Discretionary	31.67
Financials	23.18
Communications	14.04
Consumer Staples	8.98
Information Technology	6.46
Industrials	5.10
Health Care	4.23
Materials	2.33
Energy	1.70
Others	2.32



	(%)
Chinese Equities	66.07
Indian Equities	17.18
Brazilian Equities	9.16
Russian Equities	7.04
Money Market	0.55

Largest Holdings

Holdings	(%)
ALIBABA GROUP HLDG LTD	10.10
TENCENT HLDGS LTD	8.96
PING AN INSURANCE(GR)CO OF CHINA	5.54
KWEICHOW MOUTAI	5.43
MEITUAN DIANPING	3.79

Holdings	(%)
MERCADOLIBRE INC	3.62
INFOSYS	3.16
HONG KONG EXCHANGES & CLEARING	2.93
CHINA MERCHANTS BANK CO LTD	2.59
AIA GROUP LTD	2.46

* Data supplied by fund managers regarding fixed interests funds may not specify yield type. As the provision of redemption yield is an FCA regulatory requirement Novia assumes these are used.

Important Information

Performance details and yields are as at 30/09/2020. Performance figures are inclusive of net reinvested income. Source: FE. This document is designed only for professional investors and experienced advisers. The value of investments and the income gained may fluctuate. Investors may not get back the full amount invested. Past performance is not a guide to the future.