

GS Emg Mkt DbLc Pfl R GBP

Fund Information

Sector

Fixed Int - Emerging Markets

Manager's Name

Team Managed

Date Manager Appointed

Jun 2007

Launch Date

Dec 2012

Fund Size(£m)

£1599.81

Yield* (See page2)

0.00 %

XD Dates

Dec 09

Last Distribution

09/12/19 (XD Date)

09/12/19 (Pay Date)

0.40(Distribution)

OCF

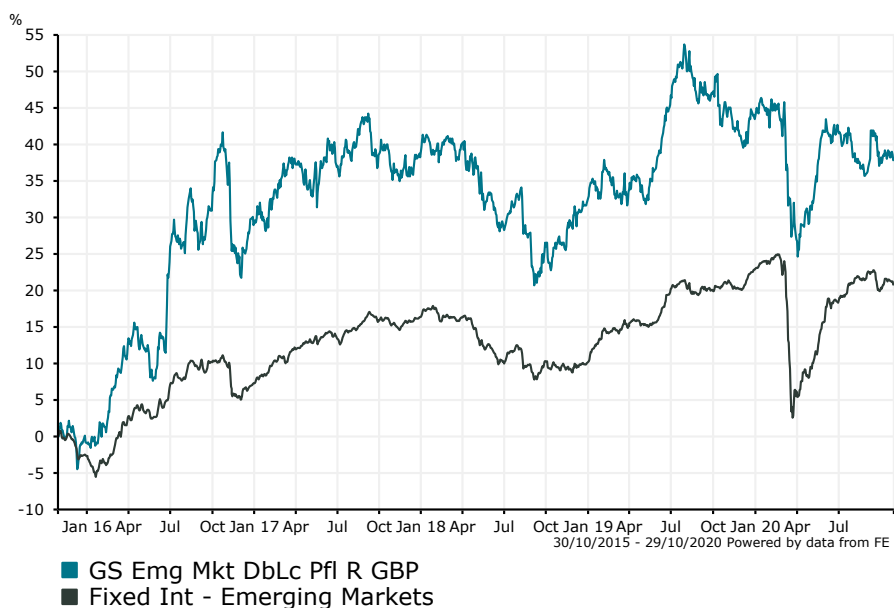
0.88 %

Fund Aim

The Portfolio seeks to provide income and capital growth over the longer term. The Portfolio will mostly invest in fixed-income securities of any type of emerging country issuer, denominated in the local currency of such countries. Where such issuers are companies they may either be based in or earn most of their profits or revenues from emerging markets.

Sector: Fixed Int - Emerging Markets

Performance


Morningstar Analyst Rating

N/A

FE Crown Rating

Discrete Performance - 12 months to 31/12/19

	2019	2018	2017	2016	2015
Fund	8.68	-4.51	7.21	29.99	-12.30
Stock Sector Average	11.58	-5.37	8.47	10.22	-7.28

Cumulative Performance to 30/09/20

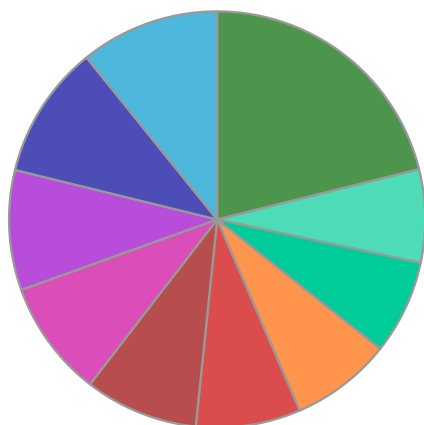
	1 Yr	2 Yrs	3 Yrs	4 Yrs	5 Yrs
Fund	-6.43	8.61	-0.79	4.98	41.74
Stock Sector Average	0.03	8.85	3.65	9.01	23.88

Performance Analysis - Annualised 3 years

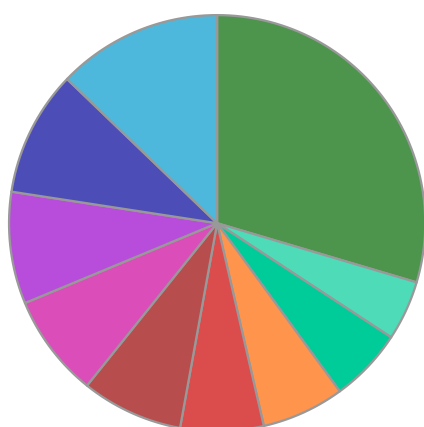
	Growth Rate %	Volatility	Alpha	Beta	Sharpe
Fund	-0.26	12.09	-1.17	0.96	0.00
Stock Sector Average	1.20	10.01	0.00	1.00	0.00

GS Emg Mkt DbLc Pfl R GBP

Fund Composition



	(%)
Mexico	10.80
China	10.37
Indonesia	9.32
Thailand	9.05
Brazil	8.82
Poland	8.13
South Africa	7.84
Malaysia	7.32
Russia	7.24
Others	21.11



	(%)
Thai Government Fixed Interest	12.82
Mexican Government Fixed Interest	9.76
South African Government Fixed Interest	8.69
American Emerging Government Fixed Interest	7.98
Indonesian Government Fixed Interest	7.90
Russian Government Fixed Interest	6.46
Polish Government Fixed Interest	6.43
Chilean Government Fixed Interest	5.73
Peruvian Government Fixed Interest	4.65
Others	29.59

Largest Holdings

Holdings	(%)
AGRICULTURAL DEV BANK OF CHINA 2.96% BDS 17/04/30 CNY100	3.86
POLAND(REPUBLIC OF) 0.75% BDS 25/04/25 PLN1000	3.18
MINISTRY OF FINANCE (THAILAND) 3.65%/10-17.12.2021	3.13
MEXICO(UNITED MEXICAN STATES) 8.5% BDS 31/05/29 MXN1000	2.73
SOUTH AFRICA(REPUBLIC OF) 10.5% BDS 21/12/2026 ZAR1000	2.50

Holdings	(%)
COLOMBIA(REPUBLIC OF) 7.5% BDS 26/08/26 COP1000	2.49
RUSSIAN FEDERATION 7.95% BDS 07/10/26 RUB1000	2.42
RUSSIAN FEDERATION MINISTRY FINANCE 7.65% BDS 10/04/30 RUB1000	2.40
STANDARD CHARTERED BANK 9% 19 MAR 2029 144A	2.30
BANCO DE CREDITO DEL PER 4.65% 17 SEP 2024 PER1000	2.16

*Data supplied by fund managers regarding fixed interests funds may not specify yield type. As the provision of redemption yield is an FCA regulatory requirement Novia assumes these are used.

Important Information

Performance details and yields are as at 30/09/2020. Performance figures are inclusive of net reinvested income. Source: FE. This document is designed only for professional investors and experienced advisers. The value of investments and the income gained may fluctuate. Investors may not get back the full amount invested. Past performance is not a guide to the future.