

iShares UKGIts0-5UETF 0 5 £
Fund Information
Sector

Fixed Int - GBP Government

Manager's Name

BlackRock Asset Management Ireland Ltd

Date Manager Appointed

Dec 2009

Launch Date

Apr 2009

Fund Size(£m)

£1144.25

Yield* (See page2)

0.00 %

XD Dates

Jul 16, Jan 16

Last Distribution

16/07/20 (XD Date)

29/07/20 (Pay Date)

0.33(Distribution)

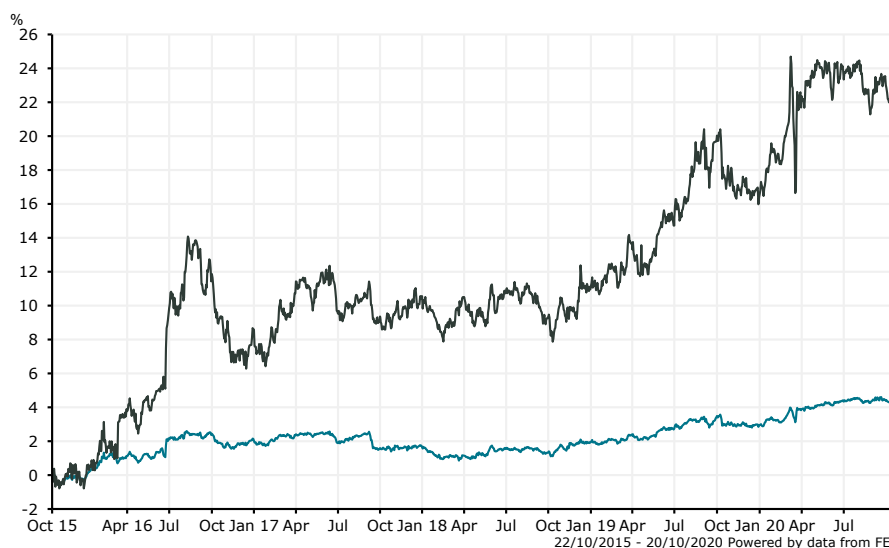
OCF

0.07 %

Fund Aim

The Fund seeks to track the performance of an index composed of Sterling denominated UK government bonds.

Sector: Fixed Int - GBP Government

Performance

■ iShares UKGIts0-5UETF 0 5 £

■ Fixed Int - GBP Government

Morningstar Analyst Rating

N/A

FE Crown Rating
Discrete Performance - 12 months to 31/12/19

	2019	2018	2017	2016	2015
Fund	1.01	0.18	-0.39	2.44	0.79
Stock Sector Average	4.87	0.36	1.81	9.20	0.33

Cumulative Performance to 30/09/20

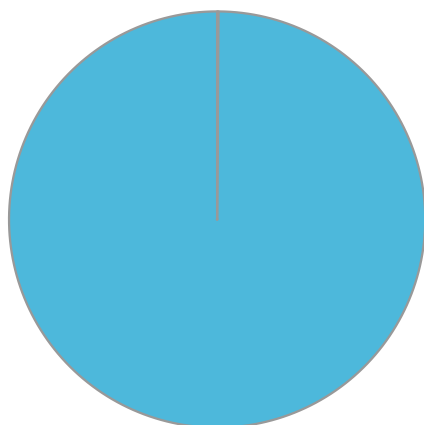
	1 Yr	2 Yrs	3 Yrs	4 Yrs	5 Yrs
Fund	0.94	3.02	2.80	1.97	4.59
Stock Sector Average	2.77	12.56	12.73	10.40	22.61

Performance Analysis - Annualised 3 years

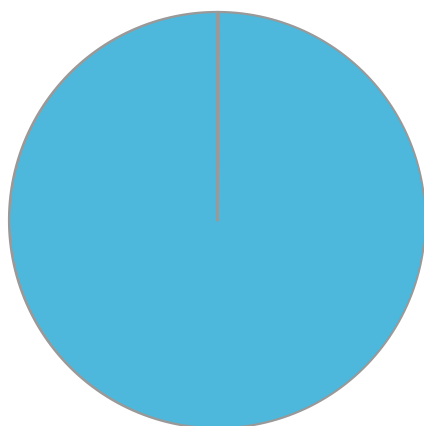
	Growth Rate %	Volatility	Alpha	Beta	Sharpe
Fund	0.93	0.83	0.31	0.15	0.00
Stock Sector Average	4.08	4.18	0.00	1.00	0.14

iShares UKGIts0-5UETF 0 5 £

Fund Composition



	(%)
UK Fixed Interest	99.90
Money Market	0.11



	(%)
UK	99.90
Money Market	0.11

Largest Holdings

Holdings	(%)
HM TREASURY UNITED KINGDOM DMO 4% GILT 07/03/22 GBP0.01	9.53
HM TREASURY UNITED KINGDOM DMO 5% GILT 07/03/25 GBP	9.37
HM TREASURY UNITED KINGDOM DMO 0.625% TRSY GILT 07/06/25 GBP0.01	8.73
HM TREASURY UNITED KINGDOM DMO 2.25% GILT 07/09/23 GBP	8.39
HM TREASURY UNITED KINGDOM DMO 2.75% GILT 07/09/24 GBP0.01	8.14

Holdings	(%)
HM TREASURY UNITED KINGDOM DMO 1% TREASURY GILT 22/04/24 GBP0.01	7.74
HM TREASURY UNITED KINGDOM DMO 1.75% GILT 07/09/22 GBP0.01	6.89
HM TREASURY UNITED KINGDOM DMO 0.75% GILT 22/07/23 GBP0.01 (WI)	6.85
HM TREASURY UNITED KINGDOM DMO 3.75% GILT 07/09/21 GBP	6.66
HM TREASURY UNITED KINGDOM DMO 1.5% GILT 22/01/21 GBP0.01	6.12

* Data supplied by fund managers regarding fixed interests funds may not specify yield type. As the provision of redemption yield is an FCA regulatory requirement Novia assumes these are used.

Important Information

Performance details and yields are as at 30/09/2020. Performance figures are inclusive of net reinvested income. Source: FE. This document is designed only for professional investors and experienced advisers. The value of investments and the income gained may fluctuate. Investors may not get back the full amount invested. Past performance is not a guide to the future.