

Triodos Gbl Eqs Impact KR C£

Fund Information

Sector

Equity - Ethical

Manager's Name

Pieter-Jan Husken

Date Manager Appointed

Apr 2018

Launch Date

Apr 2013

Fund Size(£m)

£915.58

Yield* (See page2)

0.00 %

XD Dates

N/A

Last Distribution

N/A (XD Date)

N/A (Pay Date)

N/A(Distribution)

OCF

1.03 %

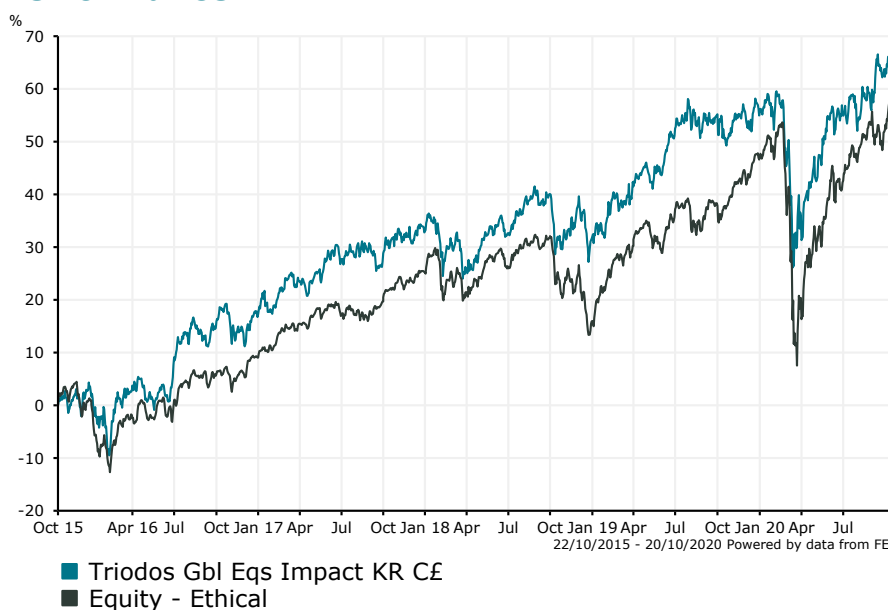
Fund Aim

Triodos Global Equities Impact Fund aims to support positive change by investing in companies that contribute to positive change and by engaging with these companies to increase their contribution.

The fund invests in global equities issued by listed large-cap companies. These companies combine a strong financial performance with high social and environmental standards. The fund aims to hold a concentrated portfolio of long-term equity positions, diversified across sectors, regions, and impact themes. The return of the fund is determined on the one hand by dividend income on the equity investments minus the costs of managing the fund, and on the other hand by the market value changes of the investments. The fund's return therefore depends to a large extent on fluctuations in the market prices of its equity investments.

Sector: Equity - Ethical

Performance


Morningstar Analyst Rating

N/A

FE Crown Rating

Discrete Performance - 12 months to 31/12/19

	2019	2018	2017	2016	2015
Fund	17.72	-0.87	13.75	12.72	10.37
Stock Sector Average	26.44	-7.44	14.87	7.95	3.15

Cumulative Performance to 30/09/20

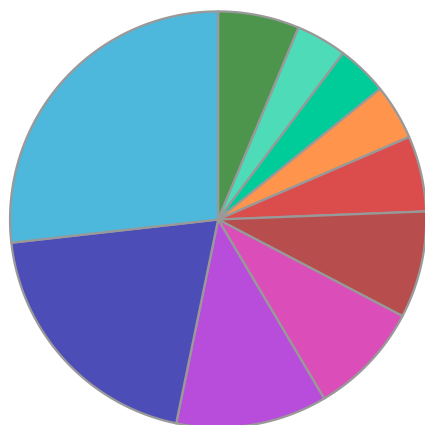
	1 Yr	2 Yrs	3 Yrs	4 Yrs	5 Yrs
Fund	4.69	15.89	27.54	41.50	68.98
Stock Sector Average	10.06	15.49	27.17	44.14	60.85

Performance Analysis - Annualised 3 years

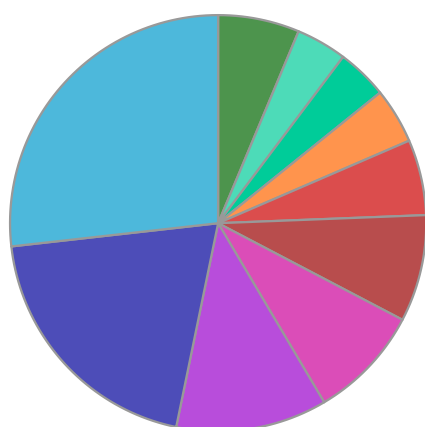
	Growth Rate %	Volatility	Alpha	Beta	Sharpe
Fund	8.45	11.09	3.00	0.64	0.45
Stock Sector Average	8.34	14.53	0.00	1.00	0.33

Triodos **Gbl Eqs Impact KR C£**

Fund Composition



	(%)
Japanese Equities	26.78
US Equities	19.99
German Equities	11.74
International Equities	8.81
Money Market	8.30
Danish Equities	5.87
Swiss Equities	4.31
French Equities	3.94
Swedish Equities	3.94
Others	6.32



	(%)
Japan	26.78
USA	19.99
Germany	11.74
Others	8.81
Money Market	8.30
Denmark	5.87
Switzerland	4.31
France	3.94
Sweden	3.94
Others	6.32

Largest Holdings

Holdings	(%)
KDDI CORP	3.30
ROCHE HLDG AG	3.00
TAIWAN SEMICONDUCTOR CO	2.90
DANONE	2.90
CENTRAL JAPAN RAILWAY CO	2.70

* Data supplied by fund managers regarding fixed interests funds may not specify yield type. As the provision of redemption yield is an FCA regulatory requirement Novia assumes these are used.

Important Information

Performance details and yields are as at 30/09/2020. Performance figures are inclusive of net reinvested income. Source: FE. This document is designed only for professional investors and experienced advisers. The value of investments and the income gained may fluctuate. Investors may not get back the full amount invested. Past performance is not a guide to the future.