

DWS InvTopDiv D RD £

Fund Information

Sector

Equity - International

Manager's Name

Dr. Thomas Schuessler

Date Manager Appointed

Jul 2010

Launch Date

May 2013

Fund Size(£m)

£2642.83

Yield* (See page2)

0.00 %

XD Dates

Mar 06, Jan 02

Last Distribution

06/03/20 (XD Date)

06/03/20 (Pay Date)

4.11(Distribution)

OCF

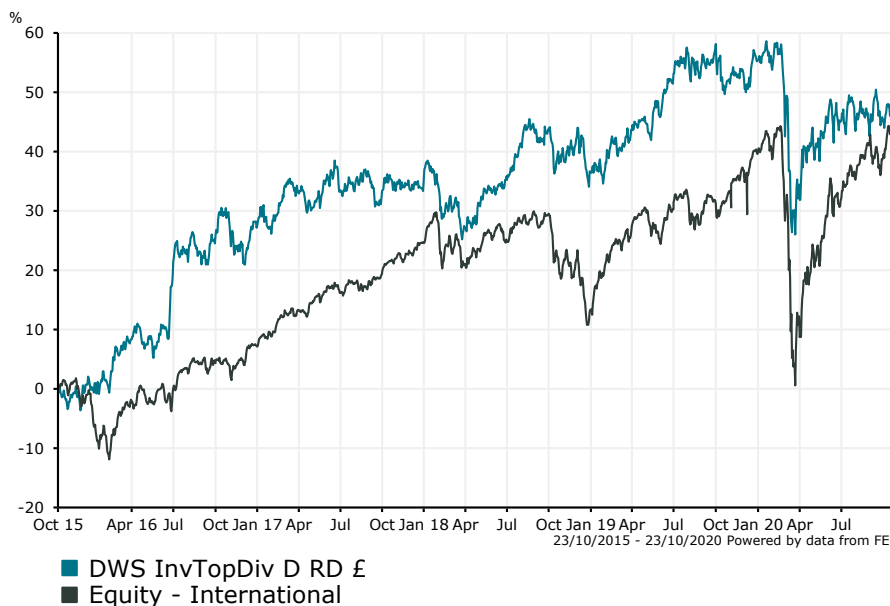
0.88 %

Fund Aim

Deutsche Invest I Top Dividend offers an equity investment with the opportunity for current income. Management invests globally in equities, that it expects to offer dividend yields higher than the market average. The objective (no guarantee) of Fund Management is an average dividend yield from 4.0 to 4.5 percentage points.

Sector: Equity - International

Performance


Morningstar Analyst Rating

Silver

FE Crown Rating

Discrete Performance - 12 months to 31/12/19

	2019	2018	2017	2016	2015
Fund	13.57	2.49	4.86	24.91	6.69
Stock Sector Average	23.18	-9.02	16.28	7.94	0.71

Cumulative Performance to 30/09/20

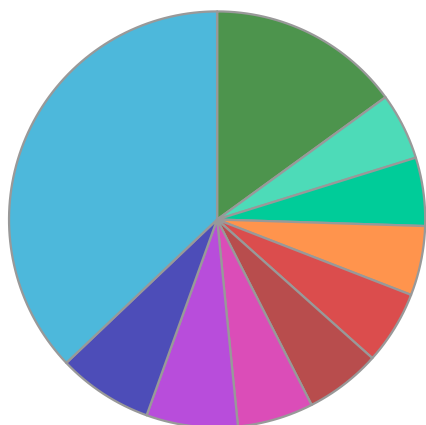
	1 Yr	2 Yrs	3 Yrs	4 Yrs	5 Yrs
Fund	-7.54	1.07	9.92	16.67	54.10
Stock Sector Average	5.37	7.38	16.26	33.08	47.64

Performance Analysis - Annualised 3 years

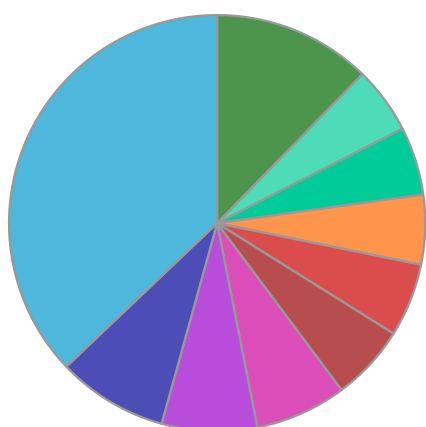
	Growth Rate %	Volatility	Alpha	Beta	Sharpe
Fund	3.20	9.35	0.57	0.49	0.00
Stock Sector Average	5.15	14.67	0.00	1.00	0.11

DWS InvTopDiv D RD £

Fund Composition



	(%)
USA	37.10
Germany	7.40
Switzerland	7.10
France	5.90
Others	5.90
Netherlands	5.70
Taiwan	5.40
Canada	5.30
Japan	5.20
Others	15.00



	(%)
US Equities	37.10
International Equities	8.60
German Equities	7.40
Swiss Equities	7.10
French Equities	5.90
Dutch Equities	5.70
Taiwanese Equities	5.40
Canadian Equities	5.30
Japanese Equities	5.20
Others	12.30

Largest Holdings

Holdings	(%)
TAIWAN SEMICONDUCTOR CO	4.80
NEXTERA ENERGY INC	3.90
NEWMONT CORP	3.50
VERIZON COMMUNICATIONS INC	3.10
ALLIANZ SE	3.00

Holdings	(%)
UNILEVER NV	3.00
NIPPON TELEGRAPH & TELEPHONE CORP	2.90
BHP GROUP PLC	2.80
NESTLE SA	2.70
WEC ENERGY GROUP INC	2.40

* Data supplied by fund managers regarding fixed interests funds may not specify yield type. As the provision of redemption yield is an FCA regulatory requirement Novia assumes these are used.

Important Information

Performance details and yields are as at 30/09/2020. Performance figures are inclusive of net reinvested income. Source: FE. This document is designed only for professional investors and experienced advisers. The value of investments and the income gained may fluctuate. Investors may not get back the full amount invested. Past performance is not a guide to the future.