

Schroder ISF Gbl Rec C Hg Acc NAV £

Fund Information

Sector
Equity - Ethical

Manager's Name
Nick Kirrage
Andrew Lyddon
Simon Adler
Liam Nunn

Date Manager Appointed
Oct 2013

Launch Date
Oct 2013

Fund Size (£m)
£225.07

Yield* (See page2)
1.75 %

XD Dates
N/A

Last Distribution
N/A (XD Date)
N/A (Pay Date)
N/A (Distribution)

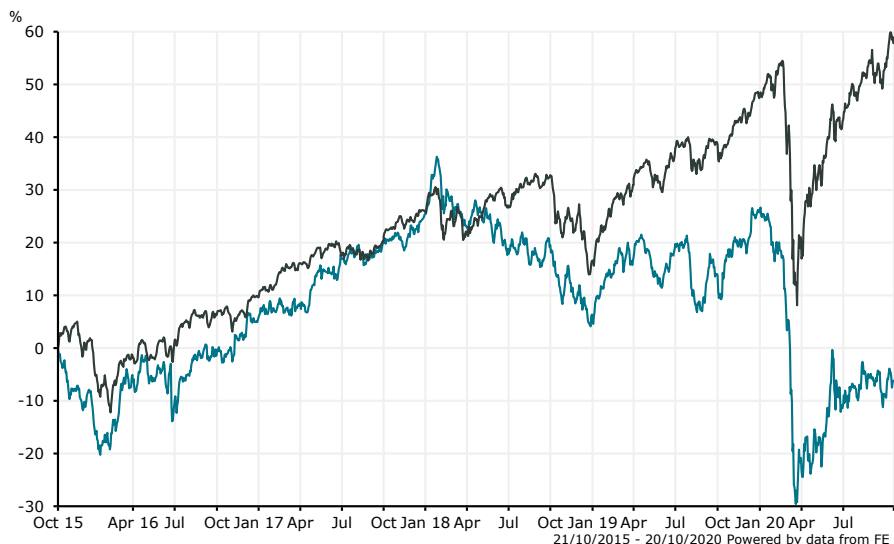
OCF
1.08 %

Fund Aim

The fund aims to provide capital growth in excess of the MSCI World (Net TR) Index after fees have been deducted over a three to five year period by investing in equities of companies worldwide that have suffered a severe set back in either share price or profitability.

Sector: Equity - Ethical

Performance



■ Schroder ISF Gbl Rec C Hg Acc NAV £
■ Equity - Ethical

Discrete Performance - 12 months to 31/12/19

	2019	2018	2017	2016	2015
Fund	18.20	-15.15	18.84	14.86	-16.52
Stock Sector Average	26.44	-7.44	14.87	7.95	3.15

Cumulative Performance to 30/09/20

	1 Yr	2 Yrs	3 Yrs	4 Yrs	5 Yrs
Fund	-20.25	-23.68	-24.30	-7.70	-2.52
Stock Sector Average	10.06	15.49	27.17	44.14	60.85

Performance Analysis - Annualised 3 years

	Growth Rate %	Volatility	Alpha	Beta	Sharpe
Fund	-8.86	21.13	-16.71	1.24	-0.03
Stock Sector Average	8.34	14.53	0.00	1.00	0.33

Morningstar Analyst Rating

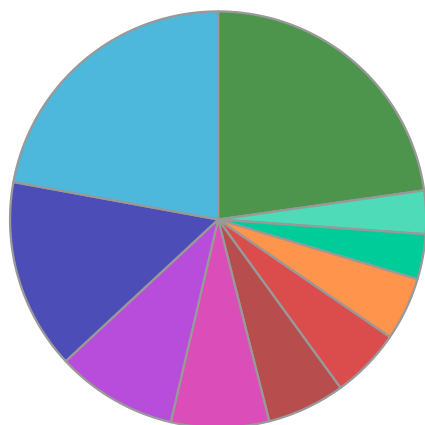
Neutral

FE Crown Rating

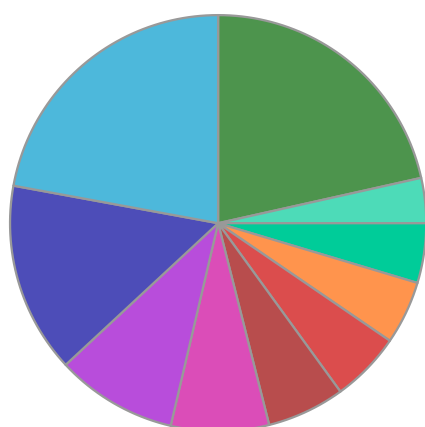


5 gold crowns

Fund Composition



	(%)
UK Equities	22.11
US Equities	14.80
Japanese Equities	9.42
Money Market	7.61
South Korean Equities	6.05
Italian Equities	5.45
French Equities	4.92
Australian Equities	3.50
German Equities	3.36
Others	22.76



	(%)
UK	22.11
USA	14.80
Japan	9.42
Money Market	7.61
Korea	6.05
Italy	5.45
France	4.92
Germany	4.63
Australia	3.50
Others	21.50

Largest Holdings

Holdings	(%)
ANGLO AMERICAN	3.78
SOUTH32 LTD	3.50
SANOFI	2.65
HP INC	2.50
NATWEST GROUP PLC	2.47

Holdings	(%)
ENI	2.44
CENTRICA PLC	2.36
TECK RESOURCES LTD	2.28
STANDARD CHARTERED	2.28
KIA MOTORS CORP	2.10

* Data supplied by fund managers regarding fixed interests funds may not specify yield type. As the provision of redemption yield is an FCA regulatory requirement Novia assumes these are used.

Important Information

Performance details and yields are as at 30/09/2020. Performance figures are inclusive of net reinvested income. Source: FE. This document is designed only for professional investors and experienced advisers. The value of investments and the income gained may fluctuate. Investors may not get back the full amount invested. Past performance is not a guide to the future.