

**BlackRock GF FdIc GblOp D2Hgd £**
**Fund Information**
**Sector**  
 Fixed Int - Global

**Manager's Name**  
 Bob Miller  
 Rick Rieder  
 Aidan Doyle

**Date Manager Appointed**  
 May 2013

**Launch Date**  
 Nov 2013

**Fund Size (£m)**  
 £9746.94

**Yield\*** (See page2)  
 0.00 %

**XD Dates**  
 N/A

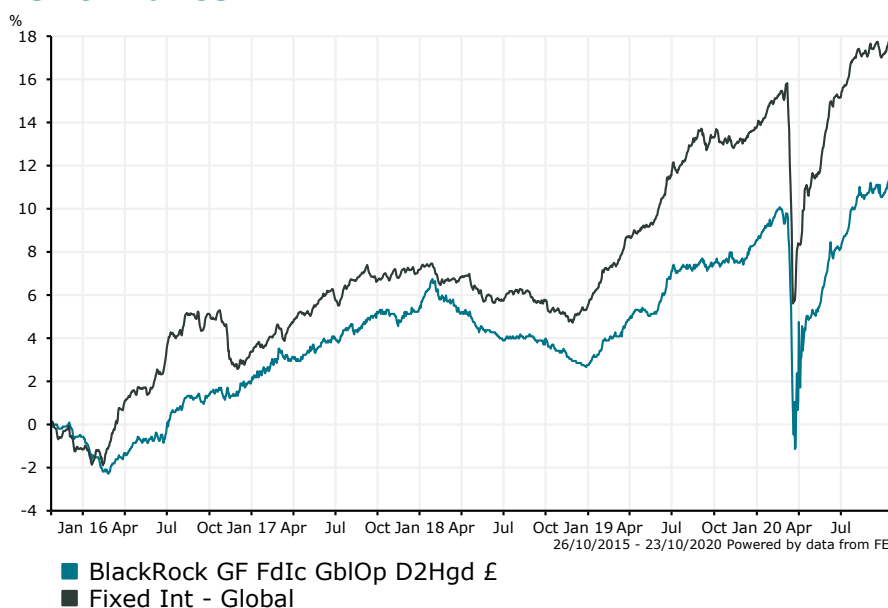
**Last Distribution**  
 N/A (XD Date)  
 N/A (Pay Date)  
 N/A(Distribution)

**OCF**  
 0.72 %

**Fund Aim**

The Fund aims to achieve a return on your investment through a combination of capital growth and income on the Fund's assets. The Fund invests primarily in fixed income securities (such as bonds) on a global basis and money-market instruments (i.e. debt securities with short term maturities). The fixed income securities and money-market instruments may be issued by governments, government agencies, companies and supranationals.

**Sector:** Fixed Int - Global

**Performance**


**Morningstar Analyst Rating**

Gold

**FE Crown Rating**

👑👑👑👑👑

**Discrete Performance - 12 months to 31/12/19**

	2019	2018	2017	2016	2015
Fund	5.64	-2.43	3.36	2.48	-0.19
Stock Sector Average	7.84	-1.59	3.67	4.59	-1.64

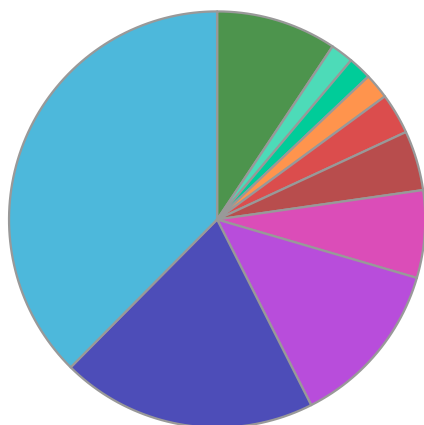
**Cumulative Performance to 30/09/20**

	1 Yr	2 Yrs	3 Yrs	4 Yrs	5 Yrs
Fund	3.01	6.69	5.14	9.18	11.38
Stock Sector Average	3.35	10.72	9.80	11.40	18.33

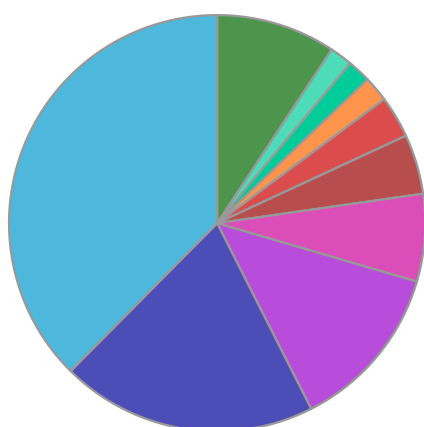
**Performance Analysis - Annualised 3 years**

	Growth Rate %	Volatility	Alpha	Beta	Sharpe
Fund	1.69	5.55	-1.92	1.17	0.00
Stock Sector Average	3.16	4.51	0.00	1.00	0.00

## Fund Composition



	(%)
USA	37.56
Others	19.89
Money Market	13.00
China	6.79
Italy	4.64
UK	3.17
Spain	1.98
Mexico	1.81
France	1.77
Others	9.36



	(%)
US Fixed Interest	37.56
Global Fixed Interest	19.89
Money Market	13.00
Chinese Fixed Interest	6.79
Italian Fixed Interest	4.64
UK Fixed Interest	3.25
Spanish Fixed Interest	1.98
Mexican Fixed Interest	1.81
French Fixed Interest	1.77
Others	9.28

## Largest Holdings

Holdings	(%)
TREASURY (CPI) NOTE 0.5 04/15/2024	3.14
FNMA 30YR 2018 PRODUCTION	3.02
WI TREASURY (CPI) NOTE 0.125 04/15/2025	2.08
TREASURY NOTE 1.5 08/31/2021	1.47
FNMA 30YR 2019 PRODUCTION	1.18

Holdings	(%)
FHLMC 30YR UMBS MIRROR	1.03
TREASURY NOTE 1.5 09/30/2021	0.98
CANADA(GOVT OF) 0.5% BDS 01/09/25 CAD1000	0.77
ITALY (REPUBLIC OF) 2.45 09/01/2050	0.76
FNMA 30YR 4.5% LTV > 90 2018	0.73

\* Data supplied by fund managers regarding fixed interests funds may not specify yield type. As the provision of redemption yield is an FCA regulatory requirement Novia assumes these are used.

## Important Information

Performance details and yields are as at 30/09/2020. Performance figures are inclusive of net reinvested income. Source: FE. This document is designed only for professional investors and experienced advisers. The value of investments and the income gained may fluctuate. Investors may not get back the full amount invested. Past performance is not a guide to the future.