

## Fidelity Cash W Inc GBP

### Fund Information

**Sector**

IA Short Term Money Market

**Manager's Name**

Christopher Ellinger

**Date Manager Appointed**

Oct 2018

**Launch Date**

Oct 1992

**Fund Size(£m)**

£935.00

**Yield\*** (See page2)

0.04 %

**XD Dates**

Sep 01, Aug 03, Jul 01, Jun 01

**Last Distribution**

01/09/20 (XD Date)

31/10/20 (Pay Date)

0.00(Distribution)

**OCF**

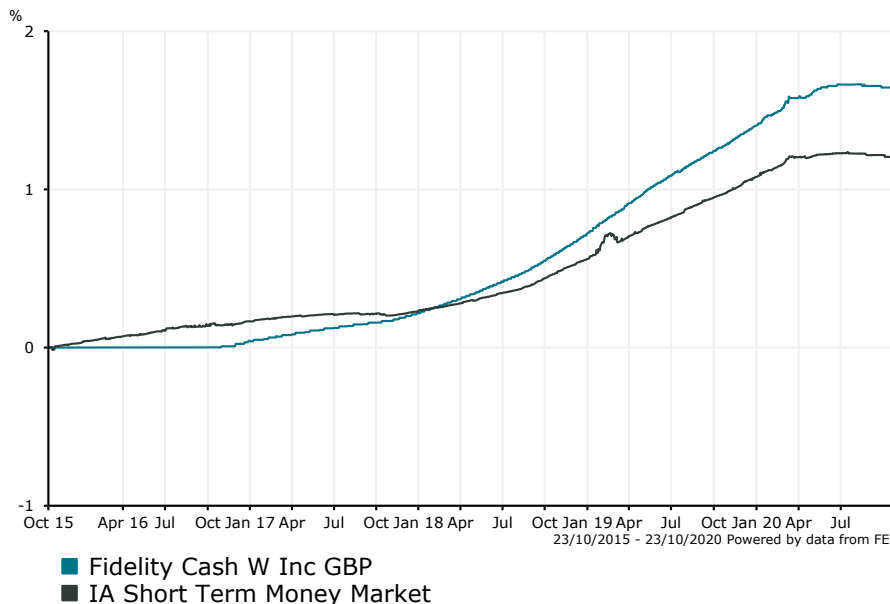
0.15 %

### Fund Aim

The Fund aims to maintain the value of your investment and pay you an income.

**Sector:** IA Short Term Money Market

### Performance



**Morningstar Analyst Rating**  
N/A

**FE Crown Rating**  
★★★★★

#### Discrete Performance - 12 months to 31/12/19

	2019	2018	2017	2016	2015
Fund	0.68	0.50	0.18	0.04	0.00
Stock Sector Average	0.52	0.33	0.06	0.14	0.12

#### Cumulative Performance to 30/09/20

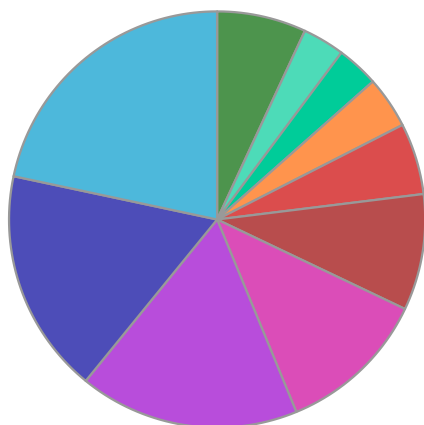
	1 Yr	2 Yrs	3 Yrs	4 Yrs	5 Yrs
Fund	0.40	1.09	1.48	1.64	1.64
Stock Sector Average	0.27	0.78	1.00	1.08	1.23

#### Performance Analysis - Annualised 3 years

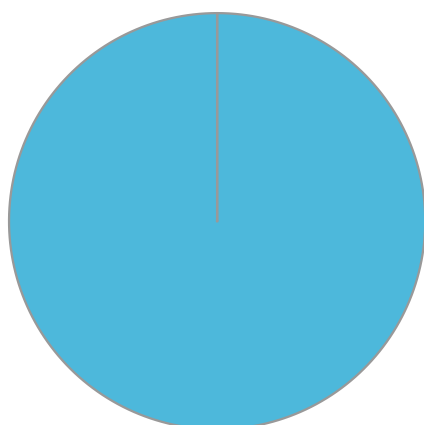
	Growth Rate %	Volatility	Alpha	Beta	Sharpe
Fund	0.49	0.07	0.23	0.79	0.00
Stock Sector Average	0.33	0.07	0.00	1.00	0.00

Fidelity Cash W Inc GBP

**Fund Composition**



	(%)
Japan	21.66
Not Specified	17.46
France	17.09
Germany	11.71
UK	9.03
Canada	5.55
Sweden	4.03
Belgium	3.27
Finland	3.26
Others	6.93



	(%)
Money Market	100.00

**Largest Holdings**

Holdings	(%)
BRED BANQUE POPULAIRE 01/05/2020	8.17
MIZUHO CORPOR BK LIMITED LONDON BRH 01/05/2020	8.17
DZ BANK AG DEUT ZENT GENOSBANK 01/05/2020	8.17
TOYOTA MOTOR FINANCE NETH BV 29/05/2020	2.39
TORONTO DOMINION BK LONDON BRH 23/10/2020	2.18

Holdings	(%)
DEXIA CREDIT LOCAL (GOV GTD) 22/05/2020	2.18
LANDESKREDITANK BADEN WURTEMB 22/06/2020	2.18
OP CORPORATE BANK PLC 20/07/2020	2.18
BANQUE FED CRED MUTUEL PARIS 20/07/2020	2.17
NATIONAL WESTMINSTER BANK PLC 22/07/2020	2.17

\* Data supplied by fund managers regarding fixed interests funds may not specify yield type. As the provision of redemption yield is an FCA regulatory requirement Novia assumes these are used.

**Important Information**

Performance details and yields are as at 30/09/2020. Performance figures are inclusive of net reinvested income. Source: FE. This document is designed only for professional investors and experienced advisers. The value of investments and the income gained may fluctuate. Investors may not get back the full amount invested. Past performance is not a guide to the future.