

Fidelity Cash W Acc GBP

Fund Information

Sector

IA Short Term Money Market

Manager's Name

Christopher Ellinger

Date Manager Appointed

Oct 2018

Launch Date

Jan 1993

Fund Size (£m)

£935.00

Yield* (See page2)

0.04 %

XD Dates

Mar 02

Last Distribution

02/03/20 (XD Date)

30/04/20 (Pay Date)

0.67(Distribution)

OCF

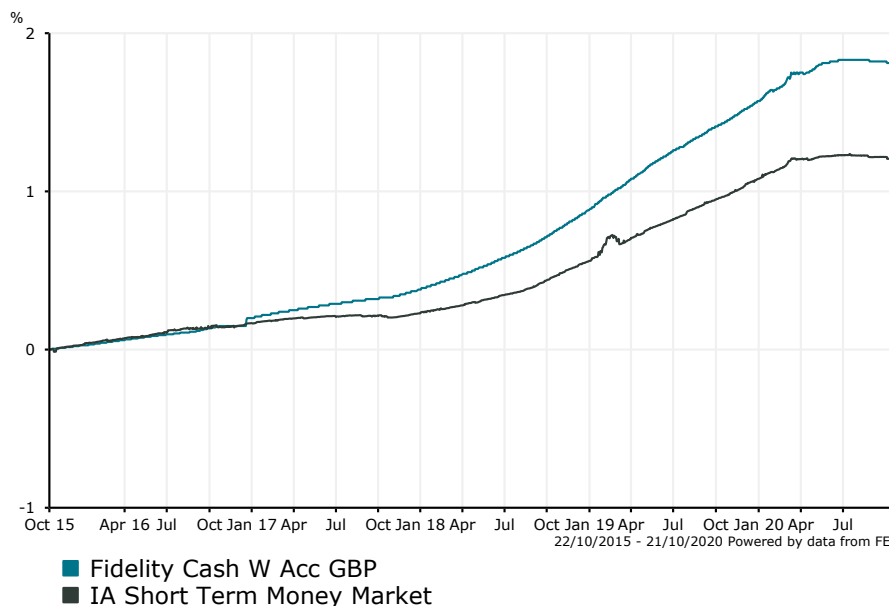
0.15 %

Fund Aim

The Fund aims to maintain the value of your investment and pay you an income.

Sector: IA Short Term Money Market

Performance


Morningstar Analyst Rating

N/A

FE Crown Rating


Discrete Performance - 12 months to 31/12/19

	2019	2018	2017	2016	2015
Fund	0.69	0.50	0.18	0.17	0.12
Stock Sector Average	0.52	0.33	0.06	0.14	0.12

Cumulative Performance to 30/09/20

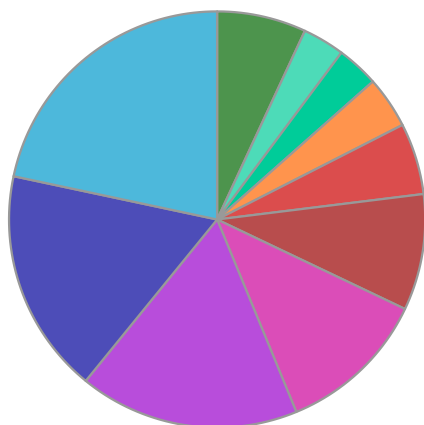
	1 Yr	2 Yrs	3 Yrs	4 Yrs	5 Yrs
Fund	0.40	1.10	1.50	1.68	1.83
Stock Sector Average	0.27	0.78	1.00	1.08	1.23

Performance Analysis - Annualised 3 years

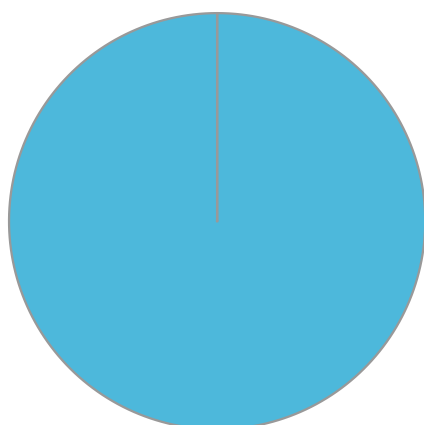
	Growth Rate %	Volatility	Alpha	Beta	Sharpe
Fund	0.50	0.07	0.22	0.84	0.00
Stock Sector Average	0.33	0.07	0.00	1.00	0.00

Fidelity Cash W Acc GBP

Fund Composition



	(%)
Japan	21.66
Not Specified	17.46
France	17.09
Germany	11.71
UK	9.03
Canada	5.55
Sweden	4.03
Belgium	3.27
Finland	3.26
Others	6.93



	(%)
Money Market	100.00

Largest Holdings

Holdings	(%)
BRED BANQUE POPULAIRE 01/05/2020	8.17
MIZUHO CORPOR BK LIMITED LONDON BRH 01/05/2020	8.17
DZ BANK AG DEUT ZENT GENOSBANK 01/05/2020	8.17
TOYOTA MOTOR FINANCE NETH BV 29/05/2020	2.39
TORONTO DOMINION BK LONDON BRH 23/10/2020	2.18

Holdings	(%)
DEXIA CREDIT LOCAL (GOV GTD) 22/05/2020	2.18
LANDESKREDITANK BADEN WURTEMB 22/06/2020	2.18
OP CORPORATE BANK PLC 20/07/2020	2.18
BANQUE FED CRED MUTUEL PARIS 20/07/2020	2.17
NATIONAL WESTMINSTER BANK PLC 22/07/2020	2.17

* Data supplied by fund managers regarding fixed interests funds may not specify yield type. As the provision of redemption yield is an FCA regulatory requirement Novia assumes these are used.

Important Information

Performance details and yields are as at 30/09/2020. Performance figures are inclusive of net reinvested income. Source: FE. This document is designed only for professional investors and experienced advisers. The value of investments and the income gained may fluctuate. Investors may not get back the full amount invested. Past performance is not a guide to the future.