



BMO FTSE All-Share Tracker 2 Acc

Fund Information

Sector

IA UK All Companies

Manager's Name

Systematic Factor team

Date Manager Appointed

Jan 2020

Launch Date

Aug 2003

Fund Size(£m)

£328.73

Yield* (See page2)

4.10 %

XD Dates

May 01, Nov 01

Last Distribution

01/05/20 (XD Date)

30/06/20 (Pay Date)

9.62(Distribution)

OCF

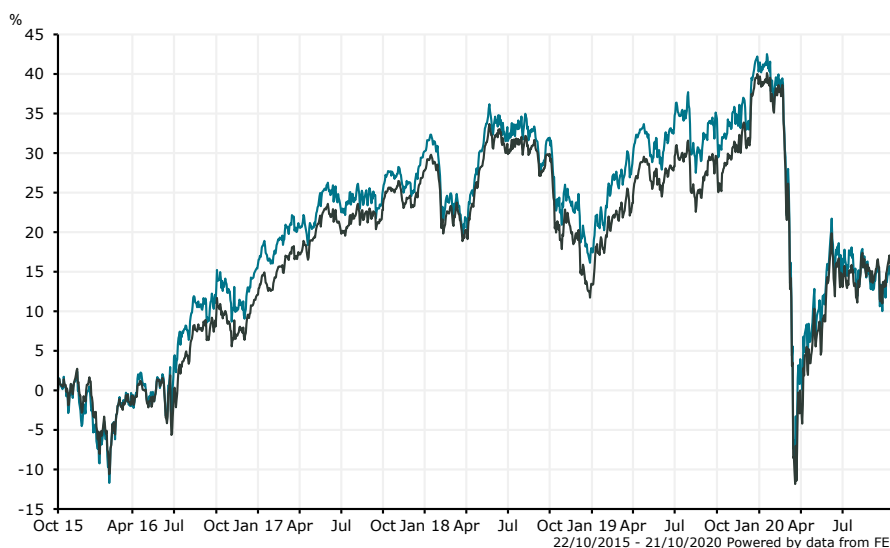
0.31 %

Fund Aim

The Fund aims to achieve capital growth with some income, consistent with the performance of the FTSE All-Share Index.

Sector: IA UK All Companies

Performance



■ BMO FTSE All-Share Tracker 2 Acc
■ IA UK All Companies

Morningstar Analyst Rating
N/A

FE Crown Rating

Discrete Performance - 12 months to 31/12/19

	2019	2018	2017	2016	2015
Fund	18.91	-9.36	12.78	15.71	0.97
Stock Sector Average	22.24	-11.19	13.99	10.82	4.86

Cumulative Performance to 30/09/20

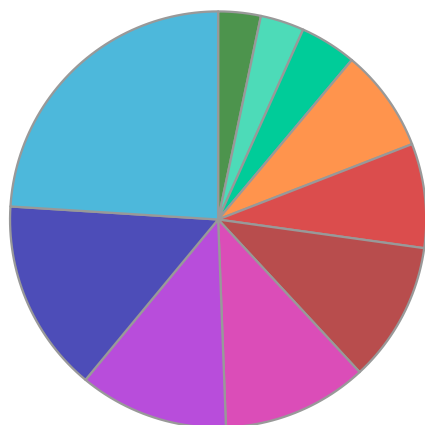
	1 Yr	2 Yrs	3 Yrs	4 Yrs	5 Yrs
Fund	-16.67	-14.66	-9.98	1.09	17.35
Stock Sector Average	-12.76	-12.78	-7.95	4.61	16.90

Performance Analysis - Annualised 3 years

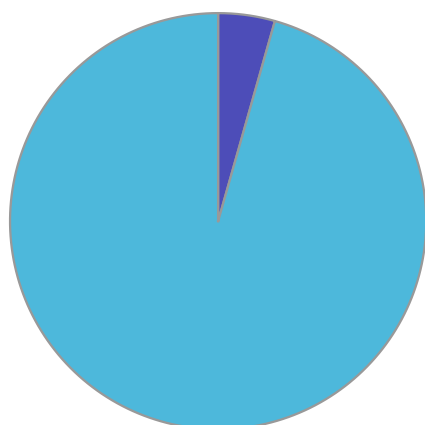
	Growth Rate %	Volatility	Alpha	Beta	Sharpe
Fund	-3.44	15.20	-1.17	0.89	-0.01
Stock Sector Average	-2.72	16.89	0.00	1.00	-0.01

BMO FTSE All-Share Tracker 2 Acc

Fund Composition



	(%)
Financials	24.00
Consumer Goods	15.00
Industrials	11.60
Consumer Services	11.30
Health Care	10.90
Oil & Gas	8.10
Basic Materials	8.00
Money Market	4.40
Utilities	3.40
Others	3.30



	(%)
UK Equities	95.60
Money Market	4.40

Largest Holdings

Holdings	(%)
ASTRAZENECA PLC	5.40
ROYAL DUTCH SHELL PLC	4.90
GLAXOSMITHKLINE	4.00
HSBC HLDGS	3.80
BRITISH AMERICAN TOBACCO	3.50

Holdings	(%)
DIAGEO	3.00
BP	3.00
RIO TINTO	2.40
UNILEVER	2.40
RECKITT BENCKISER GROUP PLC	2.30

* Data supplied by fund managers regarding fixed interests funds may not specify yield type. As the provision of redemption yield is an FCA regulatory requirement Novia assumes these are used.

Important Information

Performance details and yields are as at 30/09/2020. Performance figures are inclusive of net reinvested income. Source: FE. This document is designed only for professional investors and experienced advisers. The value of investments and the income gained may fluctuate. Investors may not get back the full amount invested. Past performance is not a guide to the future.