

BlackRock Gold & General D Acc

Fund Information

Sector

IA Specialist

Manager's Name

 Evy Hambro
Tom Holl

Date Manager Appointed

Apr 2009

Launch Date

Jun 2011

Fund Size(£m)

£1769.94

Yield* (See page2)

0.14 %

XD Dates

Mar 02, Feb 28

Last Distribution

02/03/20 (XD Date)

30/04/20 (Pay Date)

2.33(Distribution)

OCF

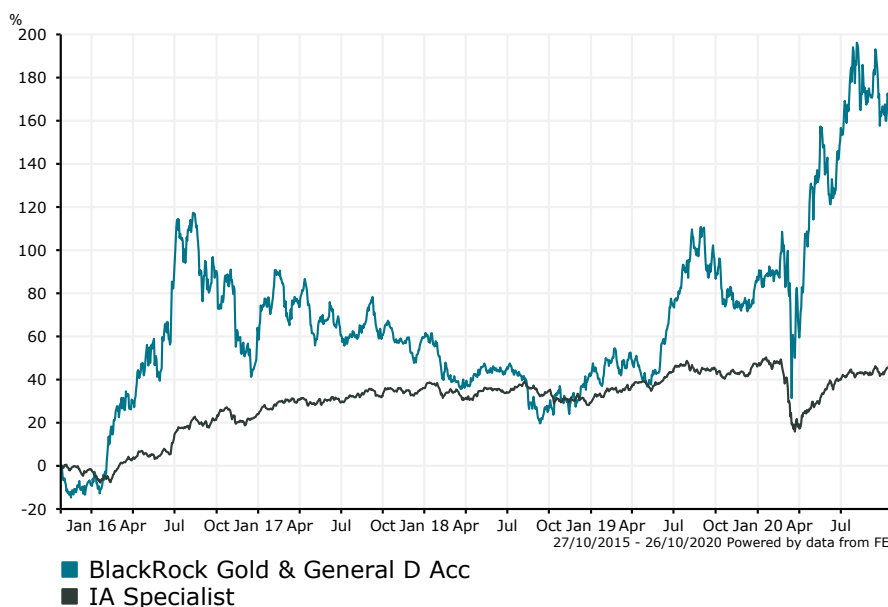
1.17 %

Fund Aim

The Fund aims to provide a return on your investment (generated through an increase in the value of the assets held by the Fund) over the long term (5 or more consecutive years beginning at the point of investment). The Fund invests at least 70% of its total assets in global equity securities (e.g. shares) of companies which derive a significant proportion of their income from gold mining or commodities such as precious metals. The Fund has the flexibility to invest outside of the sector set out above.

Sector: IA Specialist

Performance


Morningstar Analyst Rating

Bronze

FE Crown Rating

Discrete Performance - 12 months to 31/12/19

| | 2019 | 2018 | 2017 | 2016 | 2015 |
|----------------------|-------|--------|-------|-------|--------|
| Fund | 32.54 | -11.13 | -2.89 | 80.02 | -18.07 |
| Stock Sector Average | 13.04 | -5.05 | 9.73 | 26.17 | -5.66 |

Cumulative Performance to 30/09/20

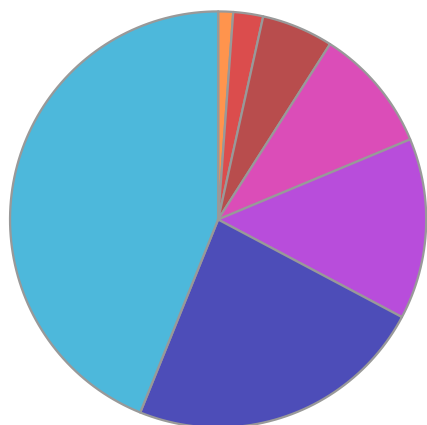
| | 1 Yr | 2 Yrs | 3 Yrs | 4 Yrs | 5 Yrs |
|----------------------|-------|--------|-------|-------|--------|
| Fund | 39.23 | 112.54 | 65.93 | 40.05 | 203.66 |
| Stock Sector Average | -1.74 | 5.71 | 7.58 | 17.45 | 48.67 |

Performance Analysis - Annualised 3 years

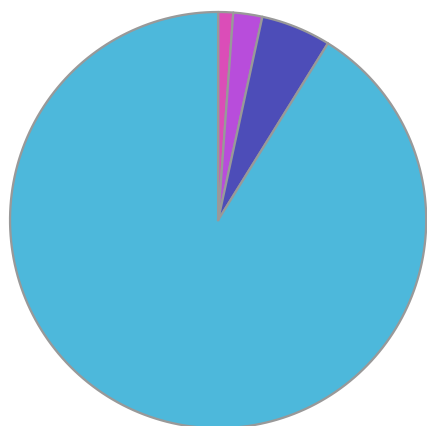
| | Growth Rate % | Volatility | Alpha | Beta | Sharpe |
|----------------------|---------------|------------|-------|------|--------|
| Fund | 18.39 | 32.52 | 17.42 | 1.73 | 0.46 |
| Stock Sector Average | 2.46 | 11.94 | 0.00 | 1.00 | 0.00 |

BlackRock Gold & General D Acc

Fund Composition



| | (%) |
|--------------|-------|
| Canada | 43.90 |
| USA | 23.34 |
| Australia | 14.06 |
| UK | 9.67 |
| South Africa | 5.56 |
| Russia | 2.32 |
| Money Market | 1.16 |



| | (%) |
|--------------------------|-------|
| Gold | 91.16 |
| Precious Metals & Stones | 5.44 |
| Precious Metals & Stones | 2.25 |
| Money Market | 1.16 |

Largest Holdings

| Holdings | (%) |
|------------------------|------|
| BARRICK GOLD CORP | 9.20 |
| NEWMONT CORP | 8.43 |
| KINROSS GOLD CORP | 5.46 |
| KIRKLAND LAKE GOLD INC | 5.10 |
| NEWCREST MINING | 4.14 |

| Holdings | (%) |
|------------------------------|------|
| GOLD FIELDS | 3.98 |
| WHEATON PRECIOUS METALS CORP | 3.80 |
| B2GOLD CORP | 3.76 |
| ENDEAVOUR MINING CORP | 3.60 |
| AGNICO EAGLE MINES | 3.52 |

* Data supplied by fund managers regarding fixed interests funds may not specify yield type. As the provision of redemption yield is an FCA regulatory requirement Novia assumes these are used.

Important Information

Performance details and yields are as at 30/09/2020. Performance figures are inclusive of net reinvested income. Source: FE. This document is designed only for professional investors and experienced advisers. The value of investments and the income gained may fluctuate. Investors may not get back the full amount invested. Past performance is not a guide to the future.