

## Morg Stnly US Advantage ZX \$£

### Fund Information

**Sector**  
Equity - USA

**Manager's Name**  
Dennis Lynch

**Date Manager Appointed**  
Jun 2009

**Launch Date**  
Jun 2014

**Fund Size(£m)**  
£12483.45

**Yield\*** (See page2)  
0.00 %

**XD Dates**  
Jul 01, Jan 02

**Last Distribution**  
01/07/20 (XD Date)  
06/07/20 (Pay Date)  
0.00(Distribution)

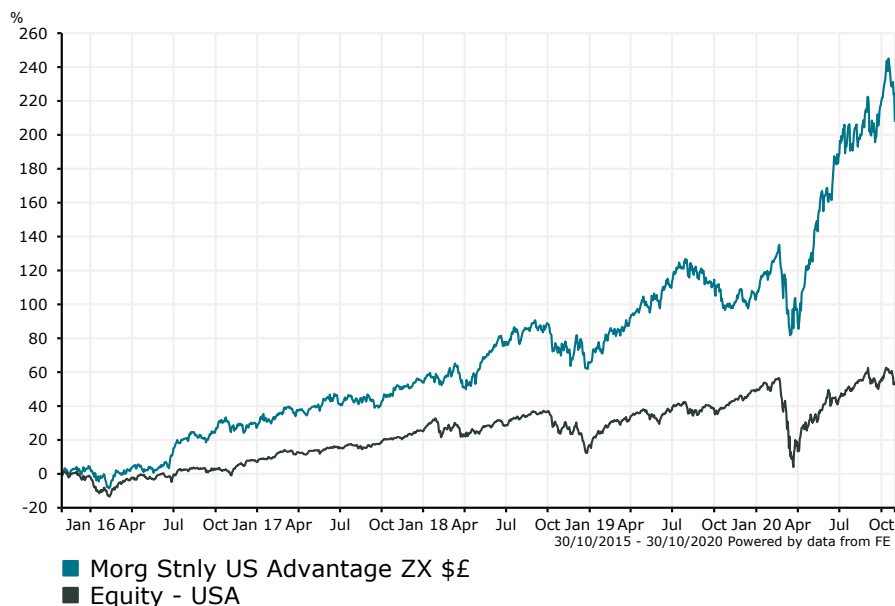
**OCF**  
0.85 %

### Fund Aim

Long term growth of your investment.

**Sector:** Equity - USA

### Performance



**Morningstar Analyst Rating**

Bronze

**FE Crown Rating**



#### Discrete Performance - 12 months to 31/12/19

	2019	2018	2017	2016	2015
Fund	22.57	7.48	21.07	22.28	17.30
Stock Sector Average	27.26	-6.52	16.78	8.86	-1.57

#### Cumulative Performance to 30/09/20

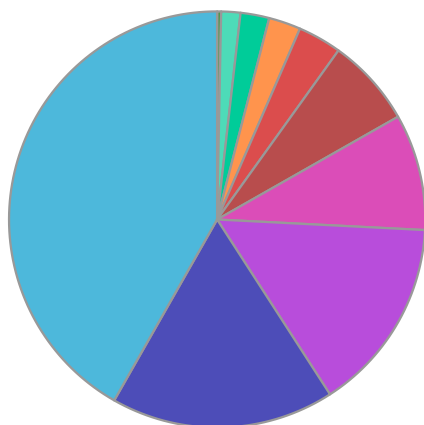
	1 Yr	2 Yrs	3 Yrs	4 Yrs	5 Yrs
Fund	50.56	68.30	125.49	155.98	246.02
Stock Sector Average	11.57	13.41	30.77	51.19	66.98

#### Performance Analysis - Annualised 3 years

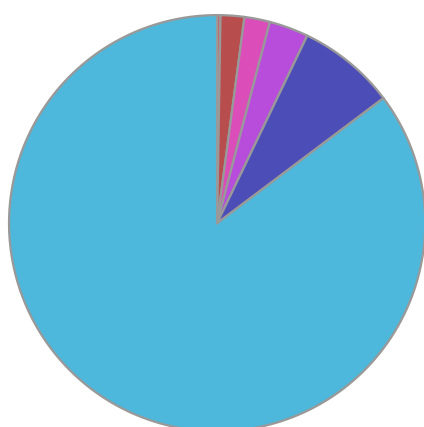
	Growth Rate %	Volatility	Alpha	Beta	Sharpe
Fund	31.13	19.87	22.76	0.82	1.39
Stock Sector Average	9.36	17.54	0.00	1.00	0.33

Morg Stnly US Advantage ZX \$£

**Fund Composition**



	(%)
Information Technology	41.77
Communications	17.36
Health Care	15.07
Consumer Discretionary	9.03
Materials	6.87
Industrials	3.39
Consumer Staples	2.49
Cash & Cash Equivalents	2.23
Financials	1.49
Others	0.31



	(%)
USA	85.27
Canada	7.61
Money Market	3.05
Netherlands	1.98
UK	1.84
China	0.26

**Largest Holdings**

Holdings	(%)
SQUARE ENIX HLDGS CO LTD	6.89
AMAZON.COM INC	6.60
SHOPIFY INC NPV SUBORDINATED A	6.42
VEEVA SYSTEMS INC	5.14
SPOTIFY TECHNOLOGY SA	5.05

Holdings	(%)
OKTA INC	5.02
TWILIO INC	4.97
INTUITIVE SURGICAL INC	4.96
TWITTER INC	4.63
SERVICENOW INC	3.83

\* Data supplied by fund managers regarding fixed interests funds may not specify yield type. As the provision of redemption yield is an FCA regulatory requirement Novia assumes these are used.

**Important Information**

Performance details and yields are as at 30/09/2020. Performance figures are inclusive of net reinvested income. Source: FE. This document is designed only for professional investors and experienced advisers. The value of investments and the income gained may fluctuate. Investors may not get back the full amount invested. Past performance is not a guide to the future.