

## UBS IrIETFpMSUKIMISRUE A D

### Fund Information

**Sector**  
Equity - UK

**Manager's Name**  
Stuart Newman

**Date Manager Appointed**  
Oct 2014

**Launch Date**  
Oct 2014

**Fund Size(£m)**  
£318.48

**Yield\*** (See page2)  
0.00 %

**XD Dates**  
Aug 03, Feb 03, Jul 31, Jan 31

**Last Distribution**  
03/08/20 (XD Date)  
06/08/20 (Pay Date)  
0.20(Distribution)

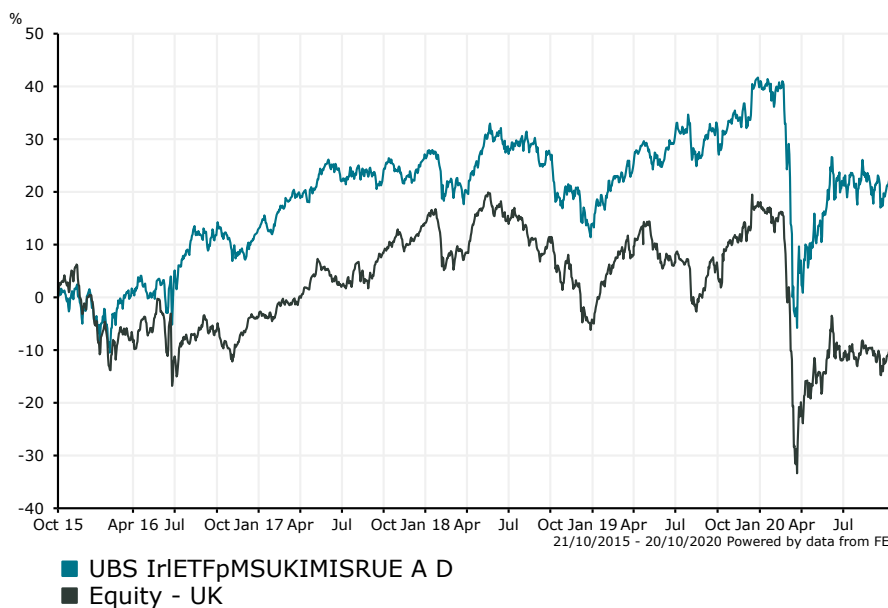
**OCF**  
0.28 %

### Fund Aim

The UBS (Irl) ETF plc - MSCI United Kingdom IMI Socially Responsible UCITS ETF sub-fund is an exchange traded fund incorporated in Ireland. The objective of this share class is to deliver the performance of the MSCI UK IMI Extended SRI 5% Issuer Capped and allow intraday trading.

**Sector:** Equity - UK

### Performance



**Morningstar Analyst Rating**  
N/A

**FE Crown Rating**

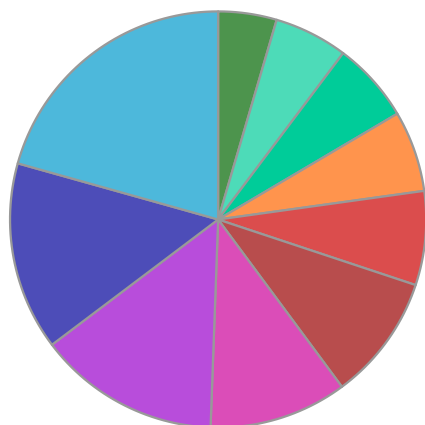
Discrete Performance - 12 months to 31/12/19					
	2019	2018	2017	2016	2015
Fund	22.88	-10.49	12.66	12.36	4.85
Stock Sector Average	22.63	-16.03	18.48	-4.10	-2.22

Cumulative Performance to 30/09/20					
	1 Yr	2 Yrs	3 Yrs	4 Yrs	5 Yrs
Fund	-10.22	-6.35	-3.23	6.57	23.62
Stock Sector Average	-17.97	-20.90	-19.33	-6.45	-9.61

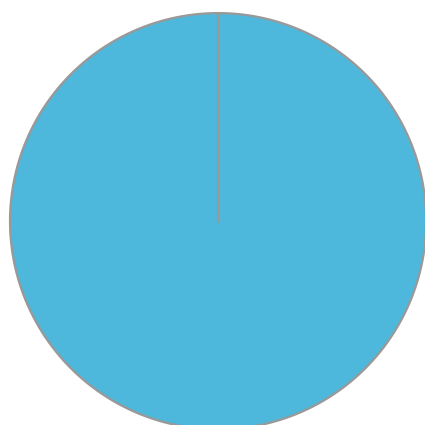
Performance Analysis - Annualised 3 years					
	Growth Rate %	Volatility	Alpha	Beta	Sharpe
Fund	-1.09	14.37	3.49	0.67	-0.01
Stock Sector Average	-6.91	19.50	0.00	1.00	-0.02

**UBS IriETFpMSUKIMISRUE A D**

**Fund Composition**



	(%)
Financial Services	20.65
Industrials	14.63
Consumer Staples	14.14
Consumer Discretionary	10.72
Materials	9.76
Communications	7.30
Health Care	6.29
Others	6.25
Utilities	5.72
Energy	4.54



	(%)
UK Equities	100.00

**Largest Holdings**

Holdings	(%)
UNILEVER PLC COMMON STOCK GBP.	5.44
RECKITT BENCKISER GROUP PLC	5.14
ASTRAZENECA PLC	5.10
RIO TINTO	5.04
RELX PLC	4.35

Holdings	(%)
BP	4.12
NATIONAL GRID	4.08
PRUDENTIAL PLC	3.78
LONDON STOCK EXCHANGE GROUP	3.67
VODAFONE GROUP	3.59

\* Data supplied by fund managers regarding fixed interests funds may not specify yield type. As the provision of redemption yield is an FCA regulatory requirement Novia assumes these are used.

**Important Information**

Performance details and yields are as at 30/09/2020. Performance figures are inclusive of net reinvested income. Source: FE. This document is designed only for professional investors and experienced advisers. The value of investments and the income gained may fluctuate. Investors may not get back the full amount invested. Past performance is not a guide to the future.