

Fidelity Global Focus A GBP

Fund Information

Sector

Equity - International

Manager's Name

Amit Lodha

Date Manager Appointed

Oct 2010

Launch Date

Jan 2003

Fund Size (£m)

£659.33

Yield* (See page2)

0.00 %

XD Dates

Aug 03

Last Distribution

03/08/20 (XD Date)

03/08/20 (Pay Date)

0.00(Distribution)

OCF

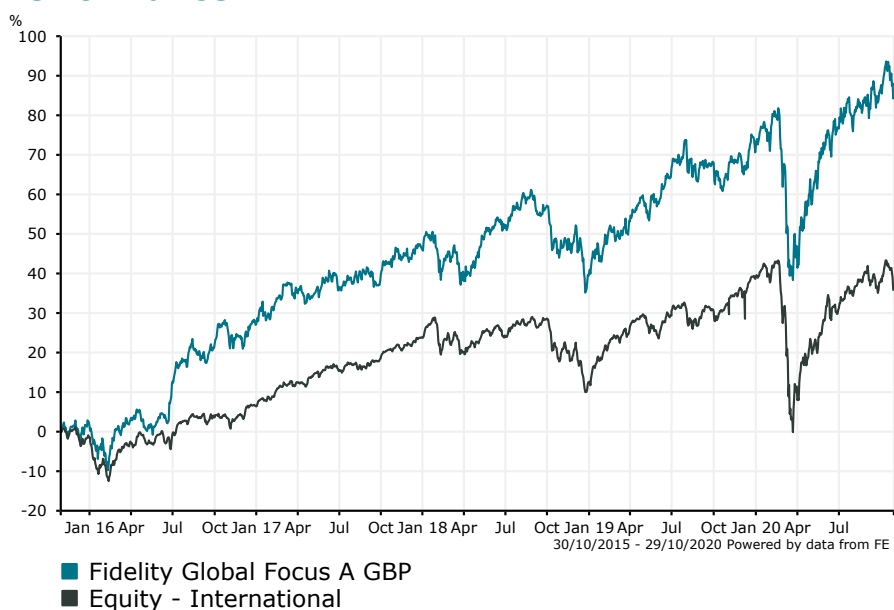
1.93 %

Fund Aim

The fund aims to achieve long-term capital growth from a portfolio primarily invested in stocks across the world's stock markets. The manager is free to select any company regardless of size, industry or location and will concentrate its investments in a more limited number of companies and therefore the resulting portfolio will be less diversified. As this fund may invest globally, it may be exposed to countries considered to be emerging markets.

Sector: Equity - International

Performance


Morningstar Analyst Rating

N/A

FE Crown Rating

Discrete Performance - 12 months to 31/12/19

	2019	2018	2017	2016	2015
Fund	22.39	-4.70	15.18	24.02	7.23
Stock Sector Average	23.18	-9.02	16.28	7.94	0.71

Cumulative Performance to 30/09/20

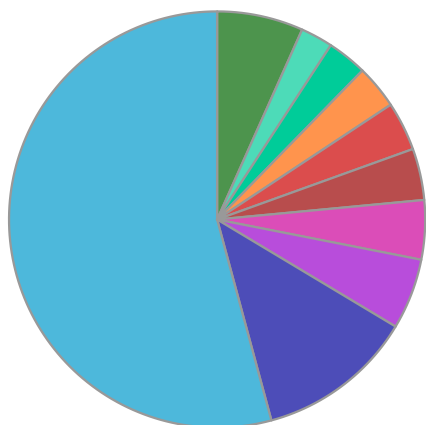
	1 Yr	2 Yrs	3 Yrs	4 Yrs	5 Yrs
Fund	10.88	18.97	35.04	53.87	97.07
Stock Sector Average	5.37	7.38	16.26	33.08	47.64

Performance Analysis - Annualised 3 years

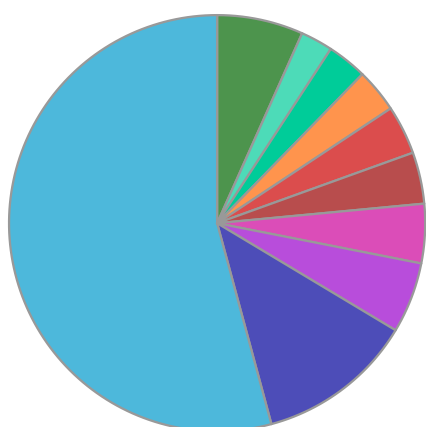
	Growth Rate %	Volatility	Alpha	Beta	Sharpe
Fund	10.53	13.38	6.13	0.81	0.53
Stock Sector Average	5.15	14.67	0.00	1.00	0.11

Fidelity **Global Focus A GBP**

Fund Composition



	(%)
US Equities	54.20
International Equities	12.20
German Equities	5.50
Japanese Equities	4.60
Indian Equities	4.00
French Equities	3.80
South Korean Equities	3.40
Swiss Equities	3.10
UK Equities	2.50
Others	6.70



	(%)
USA	54.20
Others	12.20
Germany	5.50
Japan	4.60
India	4.00
France	3.80
Korea	3.40
Switzerland	3.10
UK	2.50
Others	6.70

Largest Holdings

Holdings	(%)
APPLE INC	2.50
MICROSOFT CORP	2.50
UNITEDHEALTH GROUP INC	2.10
AMAZON.COM INC	1.90
RWE AG(NEU)	1.80

Holdings	(%)
ERICSSON NIKOLA TESLA	1.50
NESTLE SA	1.50
ALPHABET INC	1.50
NETFLIX INC	1.40
CHARTER COMMUNICATIONS INC	1.40

* Data supplied by fund managers regarding fixed interests funds may not specify yield type. As the provision of redemption yield is an FCA regulatory requirement Novia assumes these are used.

Important Information

Performance details and yields are as at 30/09/2020. Performance figures are inclusive of net reinvested income. Source: FE. This document is designed only for professional investors and experienced advisers. The value of investments and the income gained may fluctuate. Investors may not get back the full amount invested. Past performance is not a guide to the future.