

Vanguard FTSEDvpEurXUKEqIdx A£

Fund Information

Sector

IA Europe Excluding UK

Manager's Name

Vanguard Equity Index Group

Date Manager Appointed

Jun 2009

Launch Date

Jun 2009

Fund Size(£m)

£2196.74

Yield* (See page2)

2.21 %

XD Dates

Nov 01

Last Distribution

01/11/19 (XD Date)

31/12/19 (Pay Date)

7.43(Distribution)

OCF

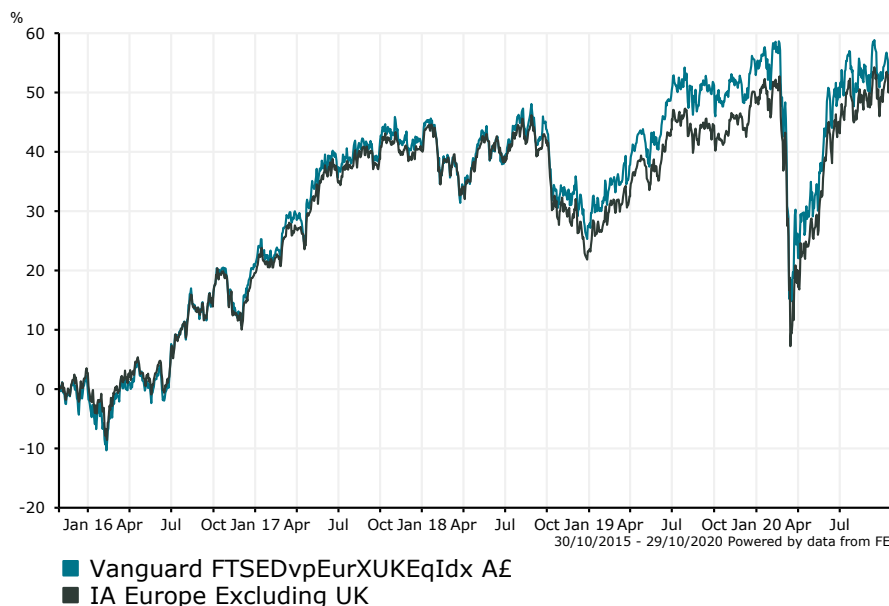
0.12 %

Fund Aim

The Fund seeks to track the performance of the FTSE Developed Europe ex U.K. Index.

Sector: IA Europe Excluding UK

Performance



Discrete Performance - 12 months to 31/12/19

	2019	2018	2017	2016	2015
Fund	20.03	-9.62	16.84	19.30	5.69
Stock Sector Average	20.33	-12.16	17.29	16.41	9.27

Cumulative Performance to 30/09/20

	1 Yr	2 Yrs	3 Yrs	4 Yrs	5 Yrs
Fund	0.27	5.71	8.08	32.04	59.71
Stock Sector Average	3.06	5.28	7.27	30.74	54.80

Performance Analysis - Annualised 3 years

	Growth Rate %	Volatility	Alpha	Beta	Sharpe
Fund	2.63	13.17	0.39	0.92	0.00
Stock Sector Average	2.37	14.03	0.00	1.00	0.00

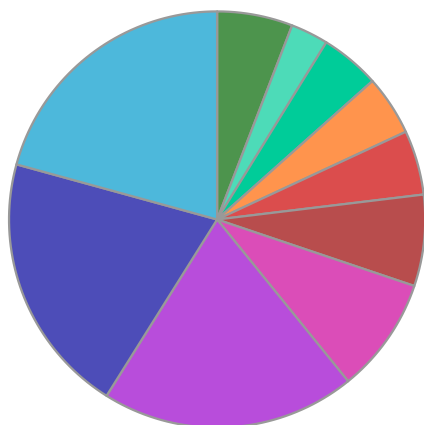
Morningstar Analyst Rating

Silver

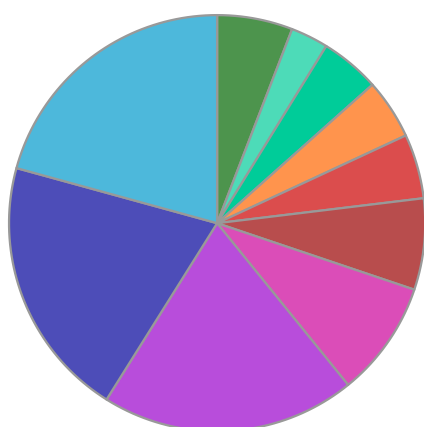
FE Crown Rating

Vanguard FTSEDevEurXUKEqIdx A£

Fund Composition



	(%)
French Equities	20.73
Swiss Equities	20.35
German Equities	19.75
Dutch Equities	8.99
Swedish Equities	7.09
Danish Equities	5.01
Italian Equities	4.66
Spanish Equities	4.62
Finnish Equities	2.92
Others	5.87



	(%)
France	20.73
Switzerland	20.35
Germany	19.75
Netherlands	8.99
Sweden	7.09
Denmark	5.01
Italy	4.66
Spain	4.62
Finland	2.92
Others	5.87

Largest Holdings

Holdings	(%)
NESTLE SA	4.86
ROCHE HLDG AG	3.64
NOVARTIS AG	2.74
SAP SE	2.56
ASML HOLDING NV	2.16

Holdings	(%)
LVMH MOET HENNESSY VUITTON SE	1.71
NOVO-NORDISK AS	1.64
SANOFI	1.60
SIEMENS AG	1.42
UNILEVER	1.29

* Data supplied by fund managers regarding fixed interests funds may not specify yield type. As the provision of redemption yield is an FCA regulatory requirement Novia assumes these are used.

Important Information

Performance details and yields are as at 30/09/2020. Performance figures are inclusive of net reinvested income. Source: FE. This document is designed only for professional investors and experienced advisers. The value of investments and the income gained may fluctuate. Investors may not get back the full amount invested. Past performance is not a guide to the future.