

Vanguard UK Govt Bond Idx I£

Fund Information

Sector

Fixed Int - GBP Government

Manager's Name

Vanguard Fixed Income Group

Date Manager Appointed

Jun 2009

Launch Date

Jun 2009

Fund Size(£m)

£3923.21

Yield* (See page2)

0.00 %

XD Dates

Sep 30, Jun 30, Mar 31, Dec 31

Last Distribution

30/09/20 (XD Date)

14/10/20 (Pay Date)

0.35(Distribution)

OCF

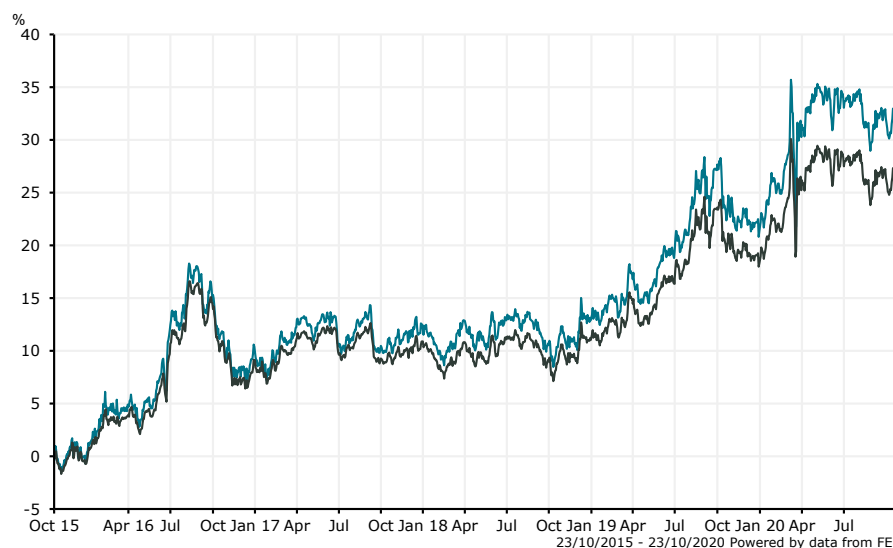
0.12 %

Fund Aim

The Fund seeks to provide returns consistent with the performance of the Bloomberg Barclays U.K. Government Float Adjusted Bond Index.

Sector: Fixed Int - GBP Government

Performance



■ Vanguard UK Govt Bond Idx I£

■ Fixed Int - GBP Government

Morningstar Analyst Rating

Silver

FE Crown Rating

Discrete Performance - 12 months to 31/12/19

	2019	2018	2017	2016	2015
Fund	7.47	0.36	1.89	10.81	0.26
Stock Sector Average	6.52	0.13	1.66	9.89	-0.42

Cumulative Performance to 30/09/20

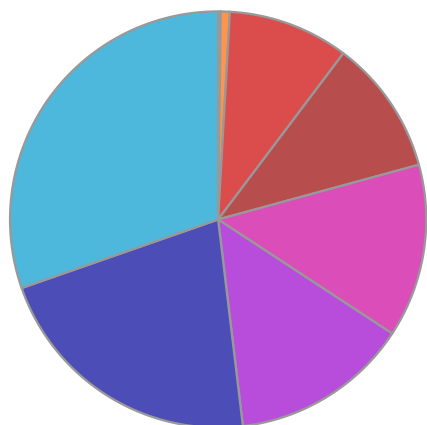
	1 Yr	2 Yrs	3 Yrs	4 Yrs	5 Yrs
Fund	3.82	19.23	19.90	15.03	30.57
Stock Sector Average	2.45	15.84	15.90	10.42	25.62

Performance Analysis - Annualised 3 years

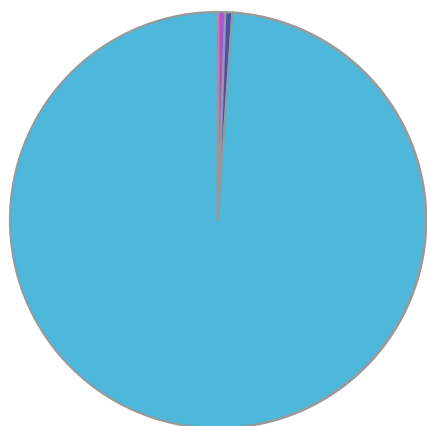
	Growth Rate %	Volatility	Alpha	Beta	Sharpe
Fund	6.24	6.59	0.59	1.12	0.42
Stock Sector Average	5.04	5.87	0.00	1.00	0.26

Vanguard UK Govt Bond Idx I£

Fund Composition



	(%)
Long dated bonds	30.34
Short dated bonds	21.56
Long dated bonds	13.87
Medium dated bonds	13.47
Long dated bonds	10.48
Long dated bonds	9.38
Very short dated bonds	0.70
Money market	0.20



	(%)
UK Gilts	98.90
Money Market	0.55
Global Government Fixed Interest	0.55

Largest Holdings

Holdings	(%)
HM TREASURY UNITED KINGDOM DMO 0.625% TRSY GILT 07/06/25 GBP0.01	3.94
HM TREASURY UNITED KINGDOM DMO 3.5% GILT 22/01/45 GBP0.01	3.38
HM TREASURY UNITED KINGDOM DMO 4.25% GILT 07/12/55 GBP0.01	3.36
HM TREASURY UNITED KINGDOM DMO 3.25% GILT 22/01/44 GBP0.01	3.19
HM TREASURY UNITED KINGDOM DMO 3.5% GILT 22/07/68 GBP0.01	3.14

Holdings	(%)
HM TREASURY UNITED KINGDOM DMO 4.5% GILT 7/12/42 GBP	3.11
HM TREASURY UNITED KINGDOM DMO 1.75% GILT 07/09/37 GBP0.01	2.93
HM TREASURY UNITED KINGDOM DMO 4.25% GILT 7/12/46	2.92
HM TREASURY UNITED KINGDOM DMO 4.25% GILT 07/03/36 GBP0.01	2.76
HM TREASURY UNITED KINGDOM DMO 3.75% GILT 22/07/52 GBP0.01	2.76

* Data supplied by fund managers regarding fixed interests funds may not specify yield type. As the provision of redemption yield is an FCA regulatory requirement Novia assumes these are used.

Important Information

Performance details and yields are as at 30/09/2020. Performance figures are inclusive of net reinvested income. Source: FE. This document is designed only for professional investors and experienced advisers. The value of investments and the income gained may fluctuate. Investors may not get back the full amount invested. Past performance is not a guide to the future.