

## Vanguard EmgMktsStkIdx I£

### Fund Information

**Sector**

Equity - Emerging Markets

**Manager's Name**

Vanguard Equity Index Group

**Date Manager Appointed**

Jun 2006

**Launch Date**

Jun 2009

**Fund Size(£m)**

£10896.09

**Yield\*** (See page2)

0.00 %

**XD Dates**

Dec 31

**Last Distribution**

31/12/19 (XD Date)

15/01/20 (Pay Date)

4.64(Distribution)

**OCF**

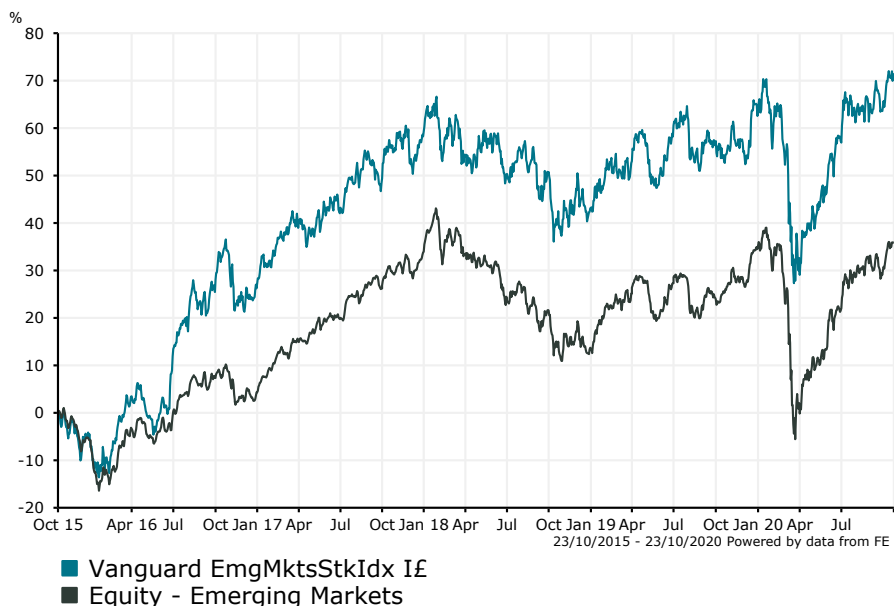
0.24 %

### Fund Aim

The Fund seeks to track the performance of the MSCI Emerging Markets Index.

**Sector:** Equity - Emerging Markets

### Performance



**Morningstar Analyst Rating**  
Bronze

**FE Crown Rating**

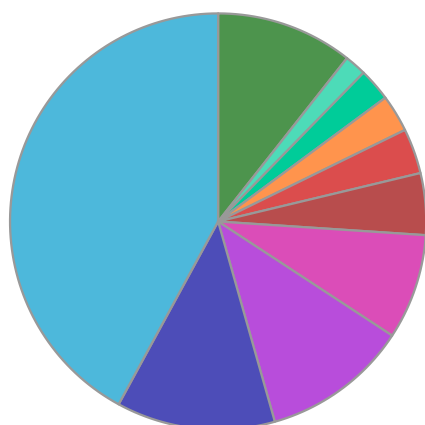
Discrete Performance - 12 months to 31/12/19					
	2019	2018	2017	2016	2015
Fund	13.60	-9.58	25.36	32.15	-10.05
Stock Sector Average	18.29	-15.11	28.42	10.70	-14.35

Cumulative Performance to 30/09/20					
	1 Yr	2 Yrs	3 Yrs	4 Yrs	5 Yrs
Fund	5.19	9.29	10.91	31.12	78.08
Stock Sector Average	4.76	6.97	3.13	21.23	39.59

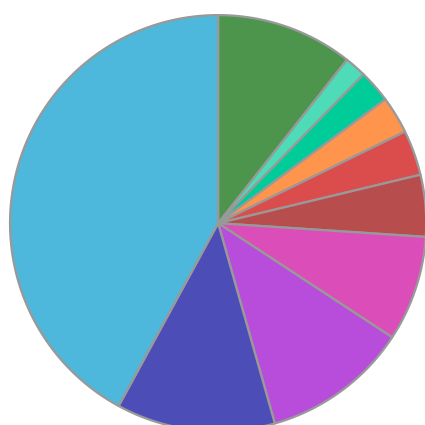
Performance Analysis - Annualised 3 years					
	Growth Rate %	Volatility	Alpha	Beta	Sharpe
Fund	3.51	14.34	2.54	0.78	0.00
Stock Sector Average	1.03	17.23	0.00	1.00	0.00

Vanguard **EmgMktsStkIdx** £

**Fund Composition**



	(%)
China	42.07
Taiwan	12.33
Korea	11.37
India	8.19
Brazil	4.79
South Africa	3.51
Russia	2.89
Saudi Arabia	2.54
Thailand	1.69
Others	10.63



	(%)
Chinese Equities	42.07
Taiwanese Equities	12.33
South Korean Equities	11.37
Indian Equities	8.19
Brazilian Equities	4.79
South African Equities	3.51
Russian Equities	2.89
Saudi Arabian Equities	2.54
Thai Equities	1.69
Others	10.63

**Largest Holdings**

Holdings	(%)
ALIBABA GROUP HLDG LTD	8.33
TENCENT HLDGS LIMITED	6.06
TAIWAN SEMICONDUCTOR CO	5.53
SAMSUNG ELECTRONICS CO	3.86
MEITUAN DIANPING	1.81

Holdings	(%)
NASPERS	1.25
RELIANCE INDUSTRIES	1.24
PING AN INSURANCE(GR)CO OF CHINA	1.09
CHINA CONSTRUCTION BANK	1.06
JD.COM INC	1.04

\* Data supplied by fund managers regarding fixed interests funds may not specify yield type. As the provision of redemption yield is an FCA regulatory requirement Novia assumes these are used.

**Important Information**

Performance details and yields are as at 30/09/2020. Performance figures are inclusive of net reinvested income. Source: FE. This document is designed only for professional investors and experienced advisers. The value of investments and the income gained may fluctuate. Investors may not get back the full amount invested. Past performance is not a guide to the future.