

Allianz Bt StsGblEq RT NAV £

Fund Information

Sector

Equity - International

Manager's Name

Rainer Tafelmayer

Date Manager Appointed

Aug 2013

Launch Date

Dec 2014

Fund Size(£m)

£496.11

Yield* (See page2)

0.00 %

XD Dates

N/A

Last Distribution

N/A (XD Date)

N/A (Pay Date)

N/A(Distribution)

OCF

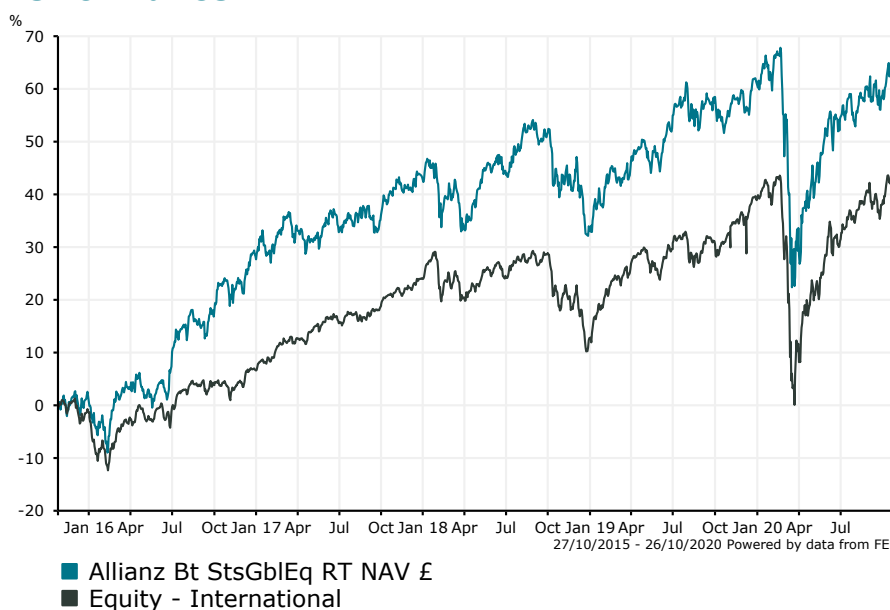
0.86 %

Fund Aim

The fund concentrates on global equity markets. Exposure to securities from emerging market issuers may not exceed 5 % of fund assets. Depending on the market situation, fund management may follow different investment styles when selecting single stocks or may broadly diversify the underlying investment style orientations. The fund's investment objective is to attain capital growth over the long-term.

Sector: Equity - International

Performance


Morningstar Analyst Rating

N/A

FE Crown Rating

Discrete Performance - 12 months to 31/12/19

	2019	2018	2017	2016	2015
Fund	20.54	-6.49	11.64	25.10	4.54
Stock Sector Average	23.18	-9.02	16.28	7.94	0.71

Cumulative Performance to 30/09/20

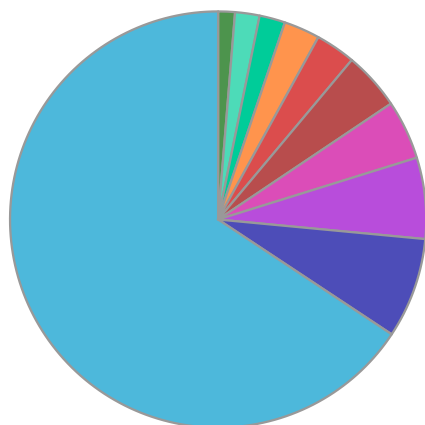
	1 Yr	2 Yrs	3 Yrs	4 Yrs	5 Yrs
Fund	0.92	4.89	17.50	35.92	68.67
Stock Sector Average	5.37	7.38	16.26	33.08	47.64

Performance Analysis - Annualised 3 years

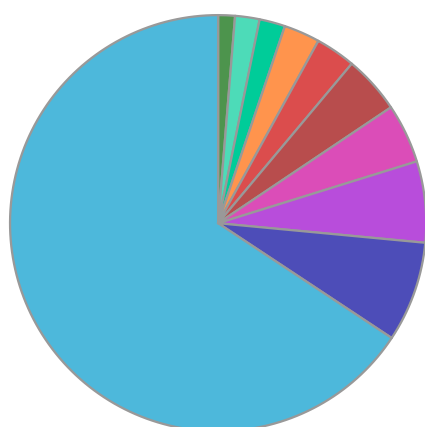
	Growth Rate %	Volatility	Alpha	Beta	Sharpe
Fund	5.52	14.05	0.98	0.88	0.14
Stock Sector Average	5.15	14.67	0.00	1.00	0.11

Allianz Bt StsGbIEq RT NAV £

Fund Composition



	(%)
US Equities	65.70
Japanese Equities	7.80
International Equities	6.30
French Equities	4.60
Canadian Equities	4.50
Swiss Equities	3.10
UK Equities	2.80
Swedish Equities	2.00
German Equities	1.90
Spanish Equities	1.30



	(%)
USA	65.70
Japan	7.80
Others	6.30
France	4.60
Canada	4.50
Switzerland	3.10
UK	2.80
Sweden	2.00
Germany	1.90
Spain	1.30

Largest Holdings

Holdings	(%)
APPLE INC	4.04
MICROSOFT CORP	3.15
AMAZON.COM INC	2.36
ALLIANZ-BE STY SRI EM EQ-WT9	1.84
ALLIANZ-BE STY SRI EU EQ-WT9	1.81

Holdings	(%)
ALLIANZ BEST STY GL AC E-CA	1.65
FACEBOOK INC	1.12
NVIDIA CORP	1.00
JOHNSON & JOHNSON	0.95
ALPHABET INC	0.79

* Data supplied by fund managers regarding fixed interests funds may not specify yield type. As the provision of redemption yield is an FCA regulatory requirement Novia assumes these are used.

Important Information

Performance details and yields are as at 30/09/2020. Performance figures are inclusive of net reinvested income. Source: FE. This document is designed only for professional investors and experienced advisers. The value of investments and the income gained may fluctuate. Investors may not get back the full amount invested. Past performance is not a guide to the future.