

Allianz Gbl Sm Cap Eq RT N£

Fund Information

Sector

Equity - International

Manager's Name

Andrew Neville

Date Manager Appointed

Jun 2013

Launch Date

Dec 2014

Fund Size(£m)

£456.86

Yield* (See page2)

0.00 %

XD Dates

N/A

Last Distribution

N/A (XD Date)

N/A (Pay Date)

N/A(Distribution)

OCF

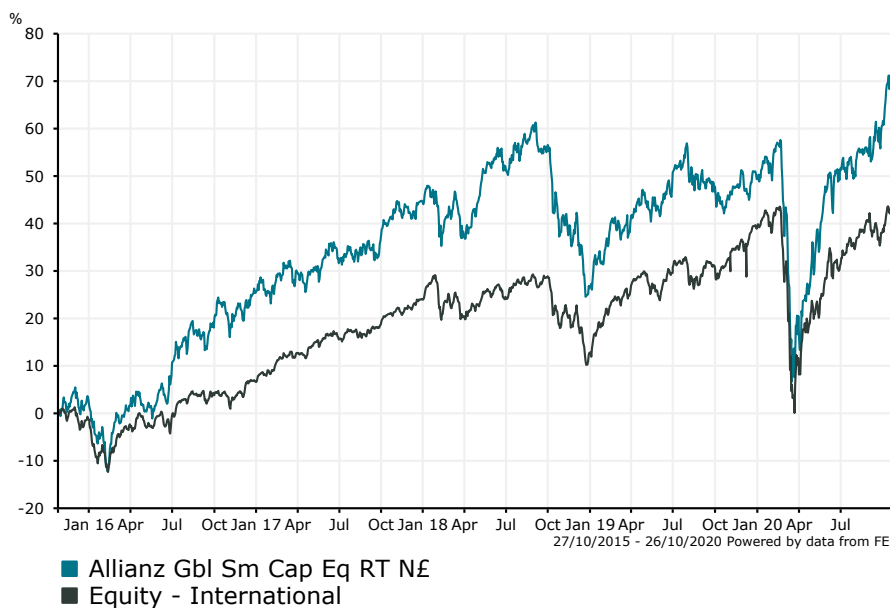
1.25 %

Fund Aim

The fund concentrates on stocks of international companies whose market-capitalization does not exceed 130 % of the capitalization of the largest stock in the MSCI World Global Small Cap Index. Its investment objective is to attain capital growth over the long term.

Sector: Equity - International

Performance



Morningstar Analyst Rating
N/A

FE Crown Rating
★★★★★

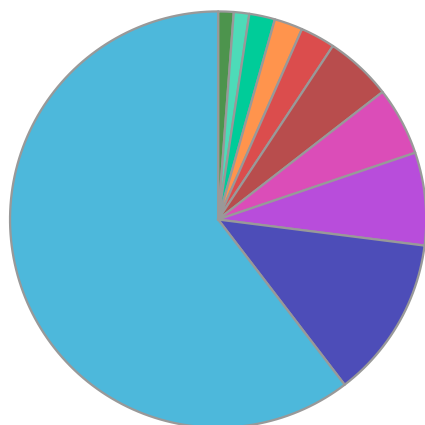
Discrete Performance - 12 months to 31/12/19					
	2019	2018	2017	2016	2015
Fund	18.23	-12.72	15.46	21.33	7.16
Stock Sector Average	23.18	-9.02	16.28	7.94	0.71

Cumulative Performance to 30/09/20					
	1 Yr	2 Yrs	3 Yrs	4 Yrs	5 Yrs
Fund	9.48	3.03	17.83	36.07	67.26
Stock Sector Average	5.37	7.38	16.26	33.08	47.64

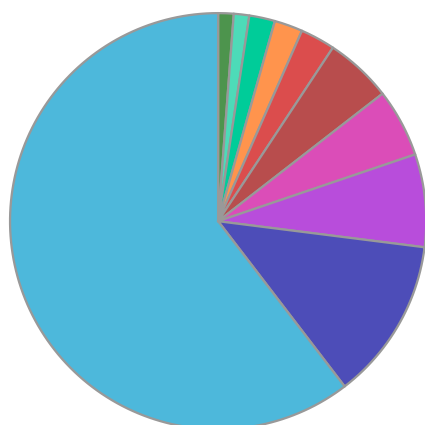
Performance Analysis - Annualised 3 years					
	Growth Rate %	Volatility	Alpha	Beta	Sharpe
Fund	5.62	17.97	0.41	1.09	0.12
Stock Sector Average	5.15	14.67	0.00	1.00	0.11

Allianz Gbl Sm Cap Eq RT N£

Fund Composition



	(%)
US Equities	60.40
Japanese Equities	12.60
International Equities	7.20
UK Equities	5.30
German Equities	5.20
Swiss Equities	2.70
Australian Equities	2.20
French Equities	2.00
Danish Equities	1.20
Swedish Equities	1.20



	(%)
USA	60.40
Japan	12.60
Others	7.20
UK	5.30
Germany	5.20
Switzerland	2.70
Australia	2.20
France	2.00
Denmark	1.20
Sweden	1.20

Largest Holdings

Holdings	(%)
HORIZON THERAPEUTICS PLC	1.84
PALOMAR HOLDINGS INC	1.29
TANDEM DIABETES CARE INC	1.23
ZYNGA INC	1.19
FRESHPET INC	1.11

Holdings	(%)
LHC GROUP INC	1.09
PENN NATIONAL GAMING INC	1.09
POOL CORP	1.06
IAA INC	1.04
CHEMOURS CO (THE)	1.02

* Data supplied by fund managers regarding fixed interests funds may not specify yield type. As the provision of redemption yield is an FCA regulatory requirement Novia assumes these are used.

Important Information

Performance details and yields are as at 30/09/2020. Performance figures are inclusive of net reinvested income. Source: FE. This document is designed only for professional investors and experienced advisers. The value of investments and the income gained may fluctuate. Investors may not get back the full amount invested. Past performance is not a guide to the future.