

Oyster Absolute Return GBP R GBP D

Fund Information

Sector

Absolute Return

Manager's Name

Adrien Pichoud

Date Manager Appointed

Jan 2015

Launch Date

Dec 2014

Fund Size(£m)

£35.45

Yield* (See page2)

0.00 %

XD Dates

Sep 15, Jun 15, Mar 16, Dec 16

Last Distribution

15/09/20 (XD Date)

23/09/20 (Pay Date)

0.00(Distribution)

OCF

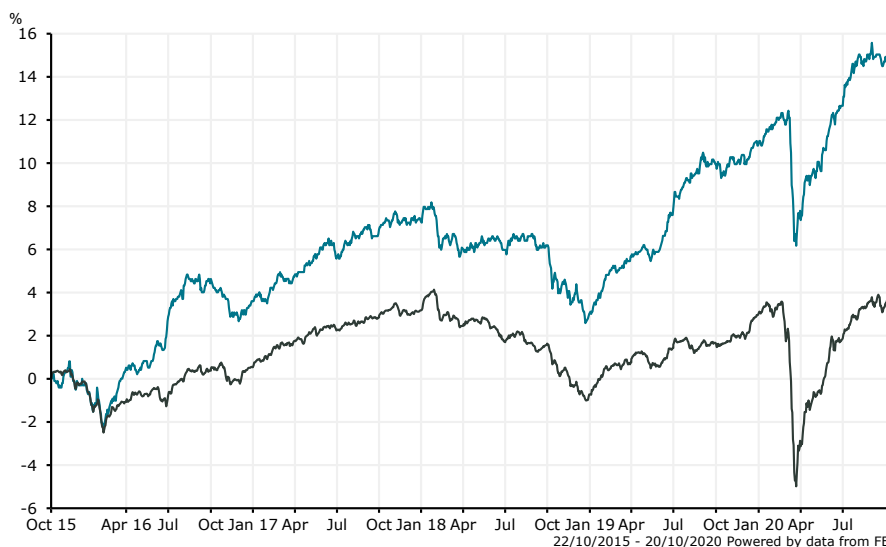
0.80 %

Fund Aim

A lower-risk, diversified multi-asset fund designed to generate bond-like absolute returns, with a strong focus on capital preservation and liquidity. Benchmark agnostic, the fund has fixed income at its heart, while also investing in equities (max. 25%) to add diversification and generate alpha within a strict risk budget. Investment ideas are generated by thorough research across six unique asset classes and covering about 23 countries, providing multiple performance drivers and allowing the fund to identify investment ideas in any market environment. Active risk management is embedded in every step of the investment process. Currency risk is hedged back to GBP at minimum 95%.

Sector: Absolute Return

Performance



■ Oyster Absolute Return GBP R GBP D
■ Absolute Return

Morningstar Analyst Rating
N/A

FE Crown Rating
★★★★★

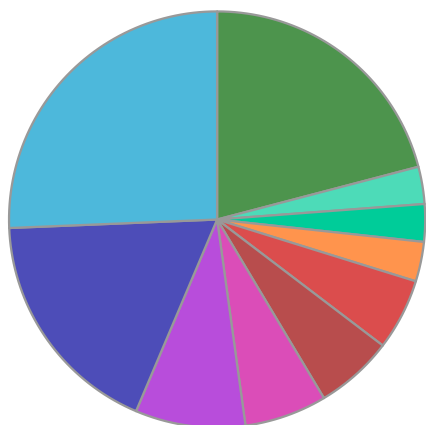
Discrete Performance - 12 months to 31/12/19					
	2019	2018	2017	2016	2015
Fund	7.58	-4.04	3.61	3.91	-0.61
Stock Sector Average	3.72	-3.78	2.62	0.66	0.69

Cumulative Performance to 30/09/20					
	1 Yr	2 Yrs	3 Yrs	4 Yrs	5 Yrs
Fund	4.33	8.03	7.49	9.85	15.18
Stock Sector Average	1.66	1.75	0.50	2.97	3.82

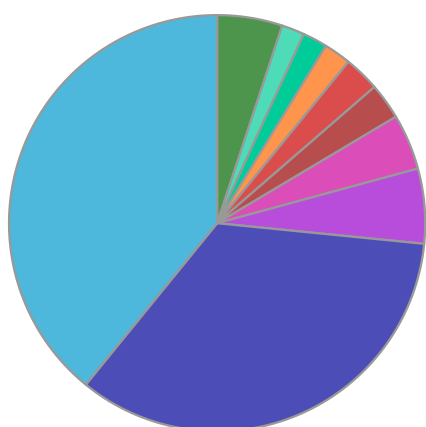
Performance Analysis - Annualised 3 years					
	Growth Rate %	Volatility	Alpha	Beta	Sharpe
Fund	2.44	3.54	2.30	0.85	0.00
Stock Sector Average	0.17	3.72	0.00	1.00	0.00

Oyster **Absolute Return GBP R GBP D**

Fund Composition



	(%)
USA	25.65
UK	17.98
Italy	8.55
Canada	6.40
France	6.07
International	5.55
Spain	3.08
Germany	2.91
Korea	2.89
Others	20.92



	(%)
Government Bonds	39.13
Financials	34.29
Others	5.81
Fixed Interest	4.32
Consumer Discretionary	2.81
Industrials	2.77
Utilities	2.11
Information Technology	1.92
Energy	1.77
Others	5.07

Largest Holdings

Holdings	(%)
UNITED STATES OF AMER TREAS BILLS 0% TB 10/09/20 USD100	5.27
UNITED STATES OF AMER TREAS BILLS 1.75% BDS 15/11/29 USD100	4.90
UNITED STATES OF AMER TREAS BONDS 6.125% BDS 15/8/2029 USD1000	4.87
KDB 1.75% 17-15.12.22	2.86
DEXIA CLF 1.125% 17-15.06.22	2.84

Holdings	(%)
SPAIN(KINGDOM OF) 0.5% BDS 30/04/30 EUR1000	1.81
CORP ANDINA 0.625% 19-30.01.24	1.79
QUEBEC 0.875% 17-24.05.22	1.41
CW BK AUSTR FRN 20-16.01.25	1.41
MANITOBA 0.75% 17-15.12.21 REGS	1.40

* Data supplied by fund managers regarding fixed interests funds may not specify yield type. As the provision of redemption yield is an FCA regulatory requirement Novia assumes these are used.

Important Information

Performance details and yields are as at 30/09/2020. Performance figures are inclusive of net reinvested income. Source: FE. This document is designed only for professional investors and experienced advisers. The value of investments and the income gained may fluctuate. Investors may not get back the full amount invested. Past performance is not a guide to the future.