

Fidelity InstLgDtStgCrpBd Acc

Fund Information

Sector

IA Sterling Corporate Bond

Manager's Name

Ian Fishwick

Date Manager Appointed

Aug 2007

Launch Date

Jun 2003

Fund Size(£m)

£591.84

Yield* (See page2)

2.84 %

XD Dates

Jul 01, Jan 02

Last Distribution

01/07/20 (XD Date)

31/08/20 (Pay Date)

5.10(Distribution)

OCF

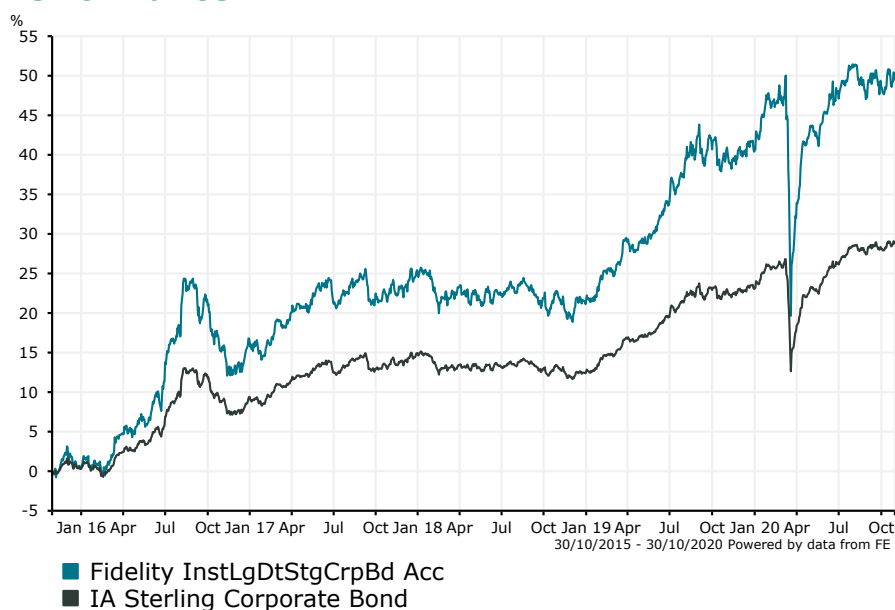
0.43 %

Fund Aim

Aims to provide income and capital growth Obtains exposure primarily to non-government bonds at least half of which will have a remaining maturity of at least 10 years. Investments may be made in relation to bonds issued in currencies other than the fund's denominated currency. Exposure to currencies may be hedged, for example with currency forward contracts. Can invest in relation to bonds issued by governments, companies and other bodies. The fund may make use of derivatives which are consistent with achieving the fund's objective. This may result in "leverage" by which we mean a level of exposure which could expose the fund to the potential of greater gains or losses than would otherwise be the case. The fund has discretion in its choices of investments within its objectives and policies.

Sector: IA Sterling Corporate Bond

Performance


Morningstar Analyst Rating

N/A

FE Crown Rating

Discrete Performance - 12 months to 31/12/19

	2019	2018	2017	2016	2015
Fund	15.92	-3.43	7.40	16.45	-0.04
Stock Sector Average	9.49	-2.22	5.06	9.08	-0.27

Cumulative Performance to 30/09/20

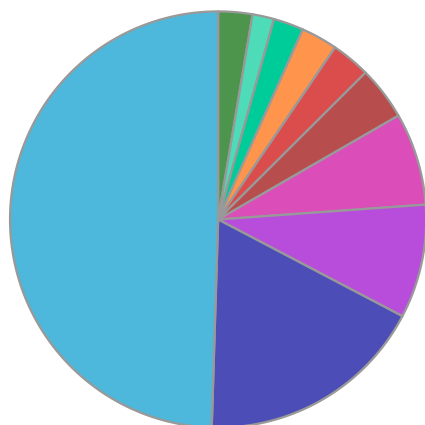
	1 Yr	2 Yrs	3 Yrs	4 Yrs	5 Yrs
Fund	5.43	22.53	22.86	22.74	49.61
Stock Sector Average	4.21	13.60	13.72	14.41	28.39

Performance Analysis - Annualised 3 years

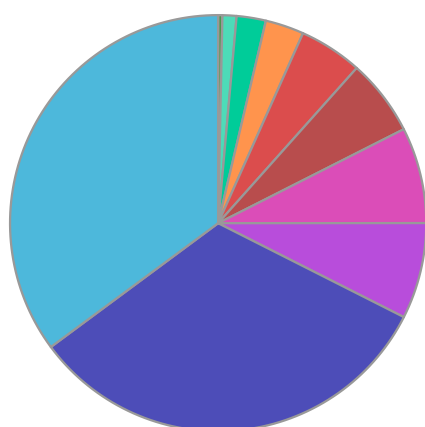
	Growth Rate %	Volatility	Alpha	Beta	Sharpe
Fund	7.10	9.89	-0.33	1.73	0.36
Stock Sector Average	4.38	5.61	0.00	1.00	0.16

Fidelity InstLgDtStgCrpBd Acc

Fund Composition



	(%)
UK	49.51
USA	17.80
France	8.83
Europe	7.18
Money Market	4.15
International	3.03
Germany	2.83
Australasia	2.34
Scandinavia	1.68
Others	2.65



	(%)
Global Investment Grade Fixed Interest	35.14
Global Investment Grade Fixed Interest	32.41
Global High Yield Fixed Interest	7.46
Global Investment Grade Fixed Interest	7.45
Global Government Fixed Interest	5.94
Global Investment Grade Fixed Interest	4.91
Global Investment Grade Fixed Interest	3.00
Money Market	2.27
Others	1.09
Foreign Exchange	0.33

Largest Holdings

Holdings	(%)
HM TREASURY UNITED KINGDOM DMO 4.25% GILT 7/9/39 GBP0.01	5.18
HSBC HOLDINGS PLC	3.68
ELECTRICITE DE FRANCE	3.31
LLOYDS BANKING GROUP PLC	2.82
(RABOBK) COOPERATIEVE RABOBANK UA	2.81

Holdings	(%)
(GE) GE CAPITAL UK FUNDING UN	2.63
(TSCOPR) TESCO PROPERTY FIN 2 PLC	2.38
APPLE INC	2.20
AT&T INC	2.02
(BRK) BERKSHIRE HATHAWAY FIN	1.98

*Data supplied by fund managers regarding fixed interests funds may not specify yield type. As the provision of redemption yield is an FCA regulatory requirement Novia assumes these are used.

Important Information

Performance details and yields are as at 30/09/2020. Performance figures are inclusive of net reinvested income. Source: FE. This document is designed only for professional investors and experienced advisers. The value of investments and the income gained may fluctuate. Investors may not get back the full amount invested. Past performance is not a guide to the future.