

GAM Multistock - Emg Mkts Eq RA £

Fund Information

Sector
Equity - Emerging Markets

Manager's Name
Tim Love

Date Manager Appointed
Feb 2015

Launch Date
Feb 2015

Fund Size (£m)
£796.84

Yield* (See page2)
0.00 %

XD Dates
Nov 12

Last Distribution
12/11/19 (XD Date)
20/11/19 (Pay Date)
2.41(Distribution)

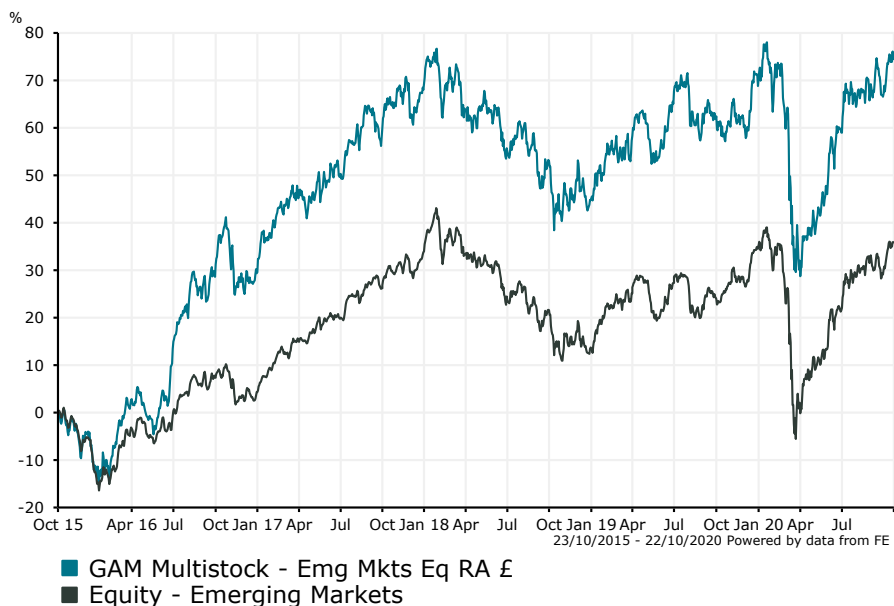
OCF
1.09 %

Fund Aim

The fund seeks to achieve long-term capital appreciation by investing in a diversified portfolio of emerging market equities. The approach is a consistent and repeatable blend of bottom-up and top-down fundamental analysis to identify the most mispriced stocks and best risk/return opportunities. Currency hedging may be employed to protect against exchange rate risk.

Sector: Equity - Emerging Markets

Performance



Morningstar Analyst Rating

N/A

FE Crown Rating



Discrete Performance - 12 months to 31/12/19

	2019	2018	2017	2016	2015
Fund	16.60	-13.83	29.86	35.01	-8.66
Stock Sector Average	18.29	-15.11	28.42	10.70	-14.35

Cumulative Performance to 30/09/20

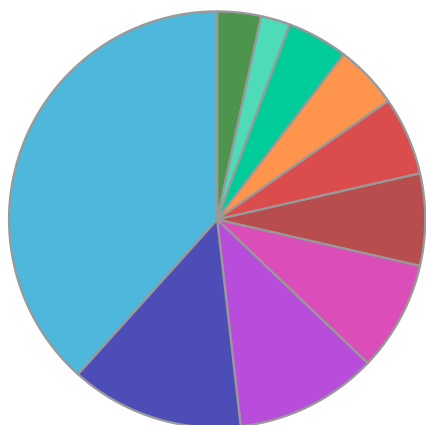
	1 Yr	2 Yrs	3 Yrs	4 Yrs	5 Yrs
Fund	3.30	9.12	5.75	30.02	81.12
Stock Sector Average	4.76	6.97	3.13	21.23	39.59

Performance Analysis - Annualised 3 years

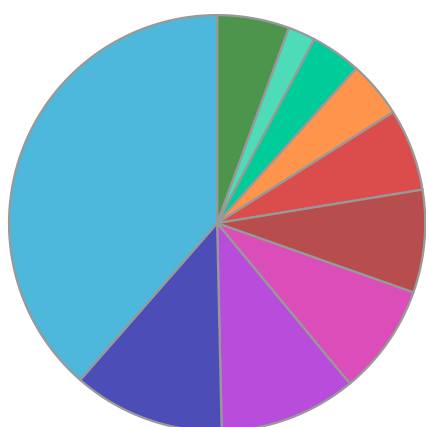
	Growth Rate %	Volatility	Alpha	Beta	Sharpe
Fund	1.88	16.24	0.94	0.90	0.00
Stock Sector Average	1.03	17.23	0.00	1.00	0.00

GAM Multistock - Emg Mkts Eq RA £

Fund Composition



	(%)
China	38.34
Korea	13.47
Taiwan	11.07
India	8.54
Money Market	7.14
Brazil	6.08
South Africa	4.95
Russia	4.72
Vietnam	2.29
Others	3.40



	(%)
Chinese Equities	38.57
South Korean Equities	11.78
Taiwanese Equities	10.65
Indian Equities	8.60
Money Market	7.98
Brazilian Equities	6.38
South African Equities	4.39
Russian Equities	3.91
Asia Pacific Emerging Equities	2.13
Others	5.61

Largest Holdings

Holdings	(%)
ALIBABA GROUP HLDG LTD	9.13
SAMSUNG ELECTRONICS CO	6.04
TENCENT HLDGS LTD	5.76
NASPERS	2.00
RELIANCE INDUSTRIES	1.90

Holdings	(%)
HYNIX SEMICONDUCTOR INC	1.85
MEITUAN DIANPING	1.81
BANCO DO BRASIL	1.19
BAOZUN INC	1.18

* Data supplied by fund managers regarding fixed interests funds may not specify yield type. As the provision of redemption yield is an FCA regulatory requirement Novia assumes these are used.

Important Information

Performance details and yields are as at 30/09/2020. Performance figures are inclusive of net reinvested income. Source: FE. This document is designed only for professional investors and experienced advisers. The value of investments and the income gained may fluctuate. Investors may not get back the full amount invested. Past performance is not a guide to the future.