

MI Somerset **GblEmgMkts B Inc GBP**

**Fund Information**

**Sector**  
IA Global Emerging Markets

**Manager's Name**  
Edward Robertson

**Date Manager Appointed**  
Nov 2008

**Launch Date**  
Jun 2009

**Fund Size(£m)**  
£308.27

**Yield\*** (See page2)  
0.86 %

**XD Dates**  
Apr 01, Oct 01

**Last Distribution**  
01/04/20 (XD Date)  
29/05/20 (Pay Date)  
0.61(Distribution)

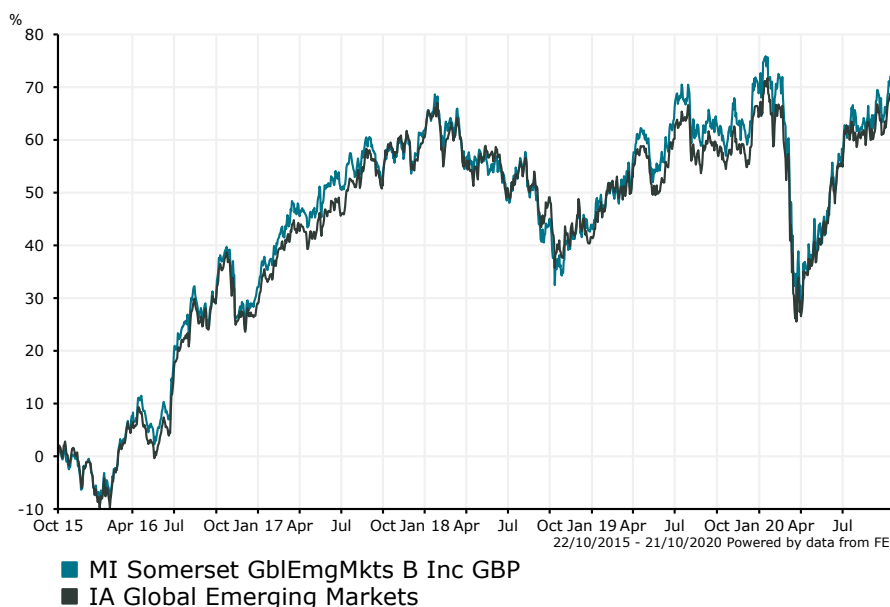
**OCF**  
0.95 %

**Fund Aim**

The Fund seeks to achieve capital appreciation by mainly investing in an actively managed portfolio of emerging market securities.

**Sector:** IA Global Emerging Markets

**Performance**



**Morningstar Analyst Rating**  
Bronze

**FE Crown Rating**  
👑👑👑👑👑

**Discrete Performance - 12 months to 31/12/19**

	2019	2018	2017	2016	2015
Fund	17.28	-10.99	22.47	33.79	-10.00
Stock Sector Average	16.04	-11.78	24.43	30.84	-10.19

**Cumulative Performance to 30/09/20**

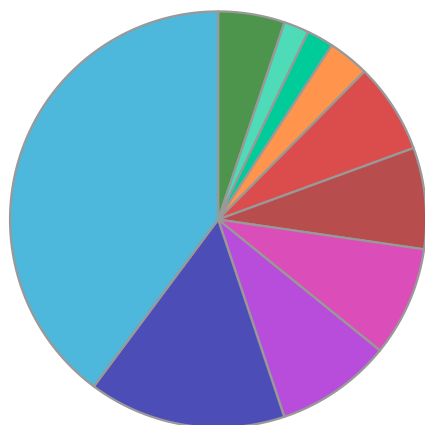
	1 Yr	2 Yrs	3 Yrs	4 Yrs	5 Yrs
Fund	0.60	13.83	7.56	27.46	70.64
Stock Sector Average	1.97	8.64	7.00	25.63	71.46

**Performance Analysis - Annualised 3 years**

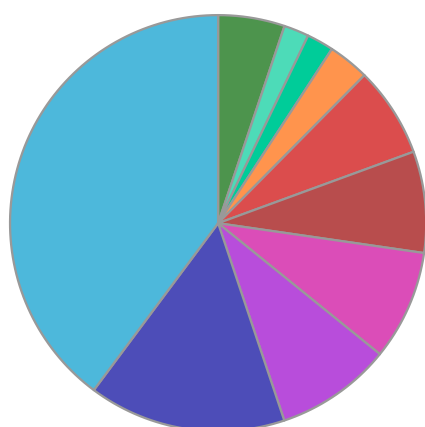
	Growth Rate %	Volatility	Alpha	Beta	Sharpe
Fund	2.46	15.87	0.24	1.01	0.00
Stock Sector Average	2.28	15.28	0.00	1.00	0.00

MI Somerset **GblEmgMkts B Inc GBP**

**Fund Composition**



	(%)
Chinese Equities	39.81
Indian Equities	15.34
Brazilian Equities	9.02
Taiwanese Equities	8.54
Russian Equities	7.87
South Korean Equities	7.01
South African Equities	3.20
Mexican Equities	2.09
Global Emerging Market Equities	1.95
Others	5.17



	(%)
China	39.81
India	15.34
Brazil	9.02
Taiwan	8.54
Russia	7.87
Korea	7.01
South Africa	3.20
Mexico	2.09
Global Emerging Markets	1.95
Others	5.17

**Largest Holdings**

Holdings	(%)
TAIWAN SEMICONDUCTOR MANUFACTURING	6.35
MIDEA GROUP CO LTD	5.78
ALIBABA GROUP HLDG LTD	5.23
TENCENT HLDGS LTD	5.11
SAMSUNG ELECTRONICS CO	4.72

Holdings	(%)
INFOSYS LTD	4.25
YANDEX NV	4.24
CHINA MENGNIU DAIRY CO	4.13
AIA GROUP LTD	3.77
FUYAO GROUP GLASS IND	3.32

\* Data supplied by fund managers regarding fixed interests funds may not specify yield type. As the provision of redemption yield is an FCA regulatory requirement Novia assumes these are used.

**Important Information**

Performance details and yields are as at 30/09/2020. Performance figures are inclusive of net reinvested income. Source: FE. This document is designed only for professional investors and experienced advisers. The value of investments and the income gained may fluctuate. Investors may not get back the full amount invested. Past performance is not a guide to the future.