

BlackRock SF MgdIdxPfsGth D2 H £

Fund Information

Sector

Mixed Asset - Aggressive

Manager's Name

Steve Walker
Christopher Downing
Rafael Iborra

Date Manager Appointed

Apr 2015

Launch Date

Apr 2015

Fund Size(£m)

£298.73

Yield* (See page2)

0.00 %

XD Dates

N/A

Last Distribution

N/A (XD Date)
N/A (Pay Date)
N/A(Distribution)

OCF

0.47 %

Morningstar Analyst Rating

N/A

FE Crown Rating

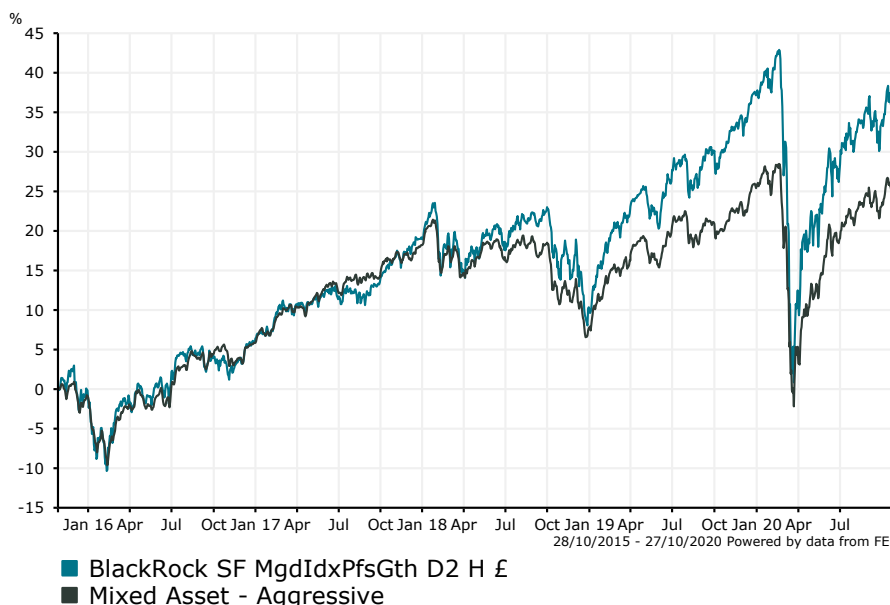


Fund Aim

The Fund aims to provide a return on your investment through a combination of capital growth and income commensurate with a relatively high level of risk. The Fund will seek to achieve its investment objective by obtaining indirect exposure to equity securities (e.g. shares), equity-related (ER) securities, fixed income (FI) securities (such as bonds), FI-related securities, alternative assets (such as property and 'hard' commodities, but excluding 'soft' commodities), cash and deposits. FI securities include money market instruments (MMIs) (i.e. debt securities with short term maturities). ER securities and FI-related securities include financial derivative instruments (FDIs) (i.e. investments the prices of which are based on one or more underlying assets). 'Hard' commodities are commodities which are natural resources that are mined or extracted (e.g. gold, aluminium, copper, oil and natural gas) and 'soft' commodities are commodities which are agricultural products or livestock (e.g. corn, wheat, coffee, sugar, soybeans and pork). It is intended that the Fund's exposure (direct and indirect) to equity securities will not exceed 90% of its net asset value, however, this exposure may vary over time.

Sector: Mixed Asset - Aggressive

Performance



Discrete Performance - 12 months to 31/12/19

	2019	2018	2017	2016	2015
Fund	24.27	-7.42	12.52	6.07	-
Stock Sector Average	16.43	-8.88	11.68	6.77	0.00

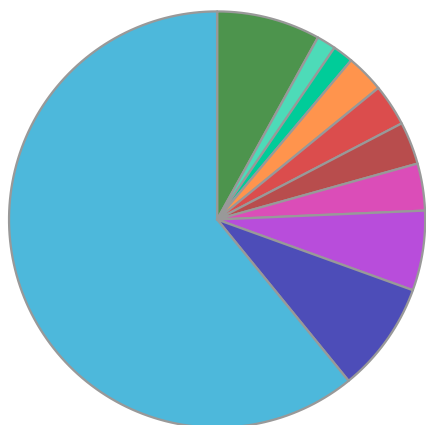
Cumulative Performance to 30/09/20

	1 Yr	2 Yrs	3 Yrs	4 Yrs	5 Yrs
Fund	2.94	9.12	17.87	28.70	45.05
Stock Sector Average	1.71	4.03	7.81	17.99	29.53

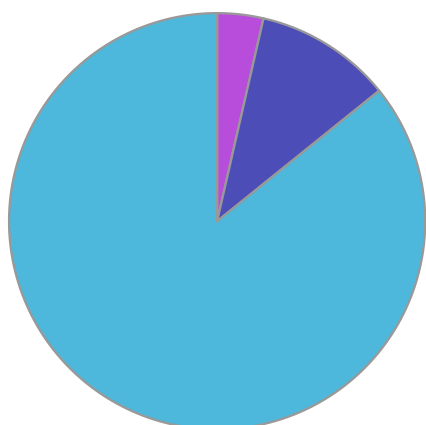
Performance Analysis - Annualised 3 years

	Growth Rate %	Volatility	Alpha	Beta	Sharpe
Fund	5.63	13.09	2.79	1.14	0.16
Stock Sector Average	2.54	11.27	0.00	1.00	0.00

Fund Composition



	(%)
USA	60.89
Japan	8.60
China	6.20
France	3.65
UK	3.31
Germany	3.25
India	2.97
Netherlands	1.60
Canada	1.49
Others	8.05



	(%)
International Equities	86.28
Global Fixed Interest	10.69
Alternative Assets	3.60
Money Market	-0.57

Largest Holdings

Holdings	(%)
ISHARES CORE S&P 500 INDEX ETF	19.62
ISHARES MSCI USA ESG ENHANCE USDHA	19.53
ISHARES MSCI JAPAN ESG ENHAN USDHA	7.13
ISHARES EDGE S&P500 MIN VOL	7.10
ISHARES MSCI EMU UCITS ETF	6.10

Holdings	(%)
ISHARES MSCI EM ESG ENHANCED USDHA	5.63
ISH \$ TSY BND 20+YR UCITS EUR DIST	4.39
ISHARES MSCI EMU ESG ENHANCE EURHA	3.92
ISHARES MSCI CHINA A UCITS ETF	3.90
ISHARES PHYSICAL GOLD	3.60

* Data supplied by fund managers regarding fixed interests funds may not specify yield type. As the provision of redemption yield is an FCA regulatory requirement Novia assumes these are used.

Important Information

Performance details and yields are as at 30/09/2020. Performance figures are inclusive of net reinvested income. Source: FE. This document is designed only for professional investors and experienced advisers. The value of investments and the income gained may fluctuate. Investors may not get back the full amount invested. Past performance is not a guide to the future.