

HSBC Pacific Index C Inc

Fund Information

Sector

Equity - Asia Pacific ex Japan

Manager's Name

HSBC Index and Systematic Eq Portfolio Management

Date Manager Appointed

Jul 2015

Launch Date

Sep 2012

Fund Size (£m)

£526.91

Yield* (See page2)

2.96 %

XD Dates

May 18

Last Distribution

18/05/20 (XD Date)

15/07/20 (Pay Date)

8.20(Distribution)

OCF

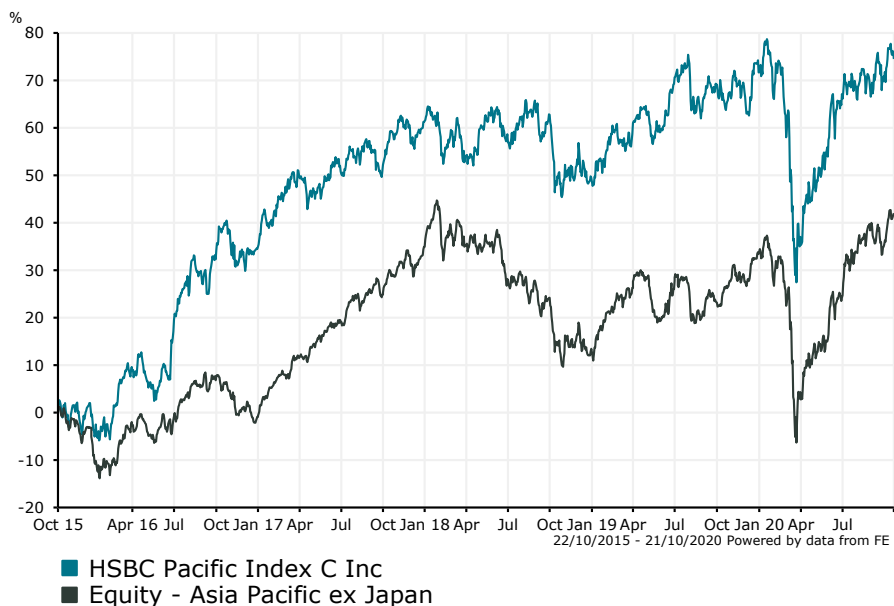
0.18 %

Fund Aim

The Fund aims to provide growth over the long term, which is a period of 5 years or more, by tracking the performance of the FTSE World Asia Pacific excluding Japan Index (the "Index"). The Index is made up of large and medium sized companies in developed and emerging markets in the Asia Pacific region, excluding Japan, as defined by the Index provider.

Sector: Equity - Asia Pacific ex Japan

Performance



Morningstar Analyst Rating

N/A

FE Crown Rating

Discrete Performance - 12 months to 31/12/19

	2019	2018	2017	2016	2015
Fund	14.89	-7.33	19.90	31.83	-5.35
Stock Sector Average	17.64	-15.92	36.13	2.34	-8.55

Cumulative Performance to 30/09/20

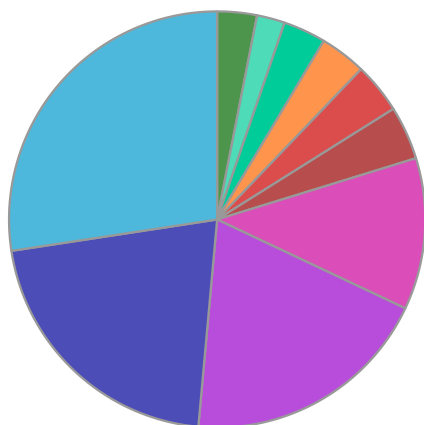
	1 Yr	2 Yrs	3 Yrs	4 Yrs	5 Yrs
Fund	0.98	4.67	12.96	28.85	81.30
Stock Sector Average	9.90	9.08	8.46	26.81	45.82

Performance Analysis - Annualised 3 years

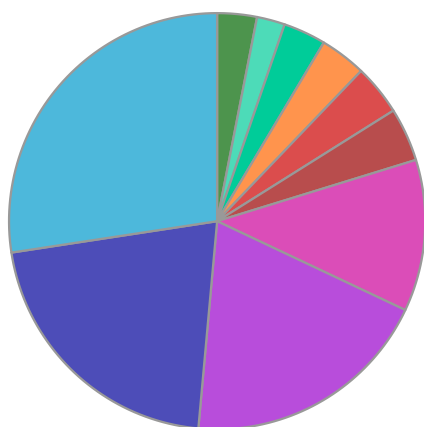
	Growth Rate %	Volatility	Alpha	Beta	Sharpe
Fund	4.15	15.02	2.18	0.71	0.04
Stock Sector Average	2.74	17.85	0.00	1.00	0.00

HSBC Pacific Index C Inc

Fund Composition



	(%)
Australian Equities	27.41
Taiwanese Equities	21.15
South Korean Equities	19.42
Hong Kong Equities	11.78
Singapore Equities	4.16
Money Market	3.92
Thai Equities	3.59
Malaysian Equities	3.31
Chinese Equities	2.18
Others	3.08



	(%)
Australia	27.41
Taiwan	21.15
Korea	19.42
Hong Kong	11.78
Singapore	4.16
Money Market	3.92
Thailand	3.59
Malaysia	3.31
China	2.18
Others	3.08

Largest Holdings

Holdings	(%)
TAIWAN SEMICONDUCTOR CO	9.22
SAMSUNG ELECTRONICS CO	6.51
AIA GROUP LTD	3.29
CSL	2.53
AUSTRALIA (COMMONWEALTH BANK OF)	2.36

Holdings	(%)
BHP GROUP LTD	2.18
HONG KONG EXCHANGES & CLEARING	1.69
WESTPAC BANKING CORP	1.24
NATIONAL AUSTRALIA BANK LTD	1.12
WESFARMERS	1.05

* Data supplied by fund managers regarding fixed interests funds may not specify yield type. As the provision of redemption yield is an FCA regulatory requirement Novia assumes these are used.

Important Information

Performance details and yields are as at 30/09/2020. Performance figures are inclusive of net reinvested income. Source: FE. This document is designed only for professional investors and experienced advisers. The value of investments and the income gained may fluctuate. Investors may not get back the full amount invested. Past performance is not a guide to the future.