

HSBC Gbl Strat Bal Pfl C Inc

Fund Information

Sector

IA Volatility Managed

Manager's Name

HSBC AMG Multi Asset Team

Date Manager Appointed

Oct 2018

Launch Date

Oct 2011

Fund Size(£m)

£1644.86

Yield* (See page2)

1.03 %

XD Dates

Apr 16, Oct 16

Last Distribution

16/04/20 (XD Date)

15/06/20 (Pay Date)

0.82(Distribution)

OCF

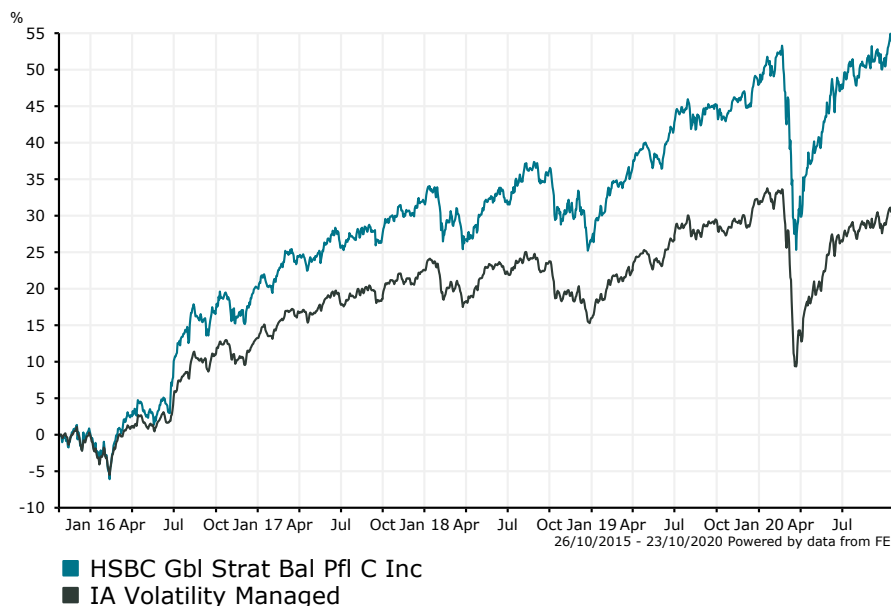
0.19 %

Fund Aim

To provide capital growth through investment in a broad range of asset classes across global markets.

Sector: IA Volatility Managed

Performance



Morningstar Analyst Rating
N/A

FE Crown Rating
★★★★★

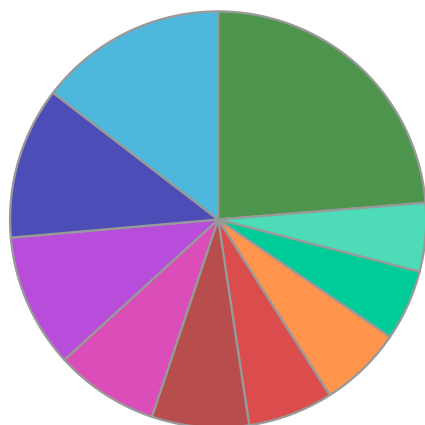
Discrete Performance - 12 months to 31/12/19					
	2019	2018	2017	2016	2015
Fund	16.96	-4.16	9.83	19.57	1.93
Stock Sector Average	13.47	-5.41	8.25	13.12	1.54

Cumulative Performance to 30/09/20					
	1 Yr	2 Yrs	3 Yrs	4 Yrs	5 Yrs
Fund	4.24	11.13	19.07	29.76	59.05
Stock Sector Average	-0.58	4.15	8.51	16.04	33.88

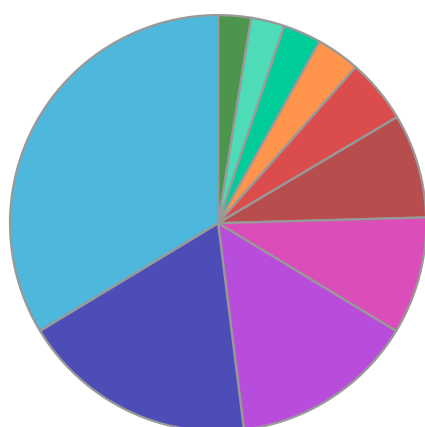
Performance Analysis - Annualised 3 years					
	Growth Rate %	Volatility	Alpha	Beta	Sharpe
Fund	5.99	9.22	3.21	0.98	0.27
Stock Sector Average	2.76	9.07	0.00	1.00	0.00

HSBC Gbl Strat Bal Pfl C Inc

Fund Composition



	(%)
Government Bonds	14.58
Information Technology	11.81
Industrials	10.38
Financials	8.07
Health Care	7.55
Financials	6.62
Consumer Discretionary	6.45
Communications	5.50
Industrials	5.32
Others	23.72



	(%)
US Equities	33.65
Global Corporate Fixed Interest	18.33
Global Government Fixed Interest	14.35
European Equities	9.11
Global Emerging Market Equities	8.08
Property	4.98
Japanese Equities	3.40
Money Market	2.95
Asia Pacific ex Japan Equities	2.61
UK Equities	2.54

Largest Holdings

Holdings	(%)
HSBC AMERICAN INDEX INST ACC	32.14
HSBC GLOBAL CORPORATE BOND INDEX ZQHUSD	18.33
HSBC GLOBAL GOVERNMENT BOND INDEX ZQHUSD	14.35
ISHARES EMERGMKTS IDX (IE) INSTL ACC USD	8.08
HSBC EUROPEAN INDEX INST ACC	7.65

Holdings	(%)
ISHARES DEV RL ETT IDX (IE) INSTL ACC \$	4.98
HSBC GLOBAL LIQ STERLING LIQUIDITY Y	4.42
ISHARES PACIFIC INDEX (IE) INSTL ACC USD	2.42
HSBC JAPAN INDEX INST ACC	1.61
ISHARES CORE S&P 500 ETF USD ACC	1.54

* Data supplied by fund managers regarding fixed interests funds may not specify yield type. As the provision of redemption yield is an FCA regulatory requirement Novia assumes these are used.

Important Information

Performance details and yields are as at 30/09/2020. Performance figures are inclusive of net reinvested income. Source: FE. This document is designed only for professional investors and experienced advisers. The value of investments and the income gained may fluctuate. Investors may not get back the full amount invested. Past performance is not a guide to the future.