

**Smith & Williamson MMEnduraBal B I**
**Fund Information**

**Sector**  
IA Mixed Investment 40-85% Shares

**Manager's Name**  
James Burns

**Date Manager Appointed**  
Apr 2007

**Launch Date**  
Jun 2012

**Fund Size (£m)**  
£29.00

**Yield\*** (See page2)  
1.94 %

**XD Dates**  
Apr 06

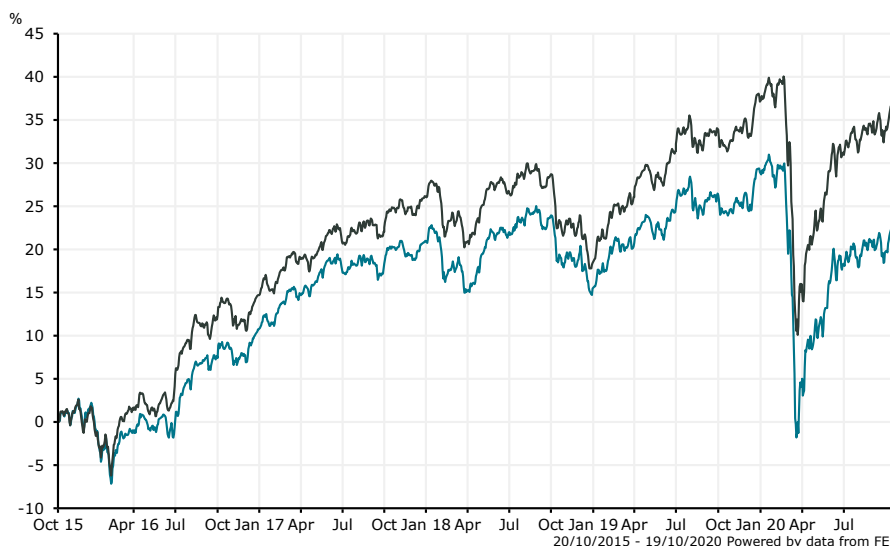
**Last Distribution**  
06/04/20 (XD Date)  
05/08/20 (Pay Date)  
2.67(Distribution)

**OCF**  
1.42 %

**Fund Aim**

The Fund aims to achieve a total return by combining both long term capital growths with the generation of some income. The Fund will invest primarily in regulated collective investment schemes globally, but will maintain a UK and European bias.

**Sector:** IA Mixed Investment 40-85% Shares

**Performance**


■ Smith & Williamson MMEnduraBal B I  
■ IA Mixed Investment 40-85% Shares

**Morningstar Analyst Rating**  
N/A

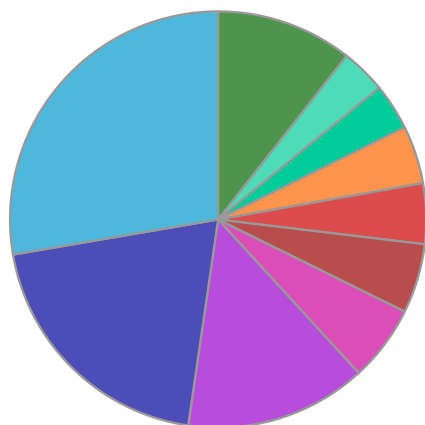
**FE Crown Rating**  
👑👑👑👑👑

Discrete Performance - 12 months to 31/12/19					
	2019	2018	2017	2016	2015
Fund	11.67	-4.57	9.28	8.32	4.38
Stock Sector Average	15.78	-6.11	9.98	12.87	2.66

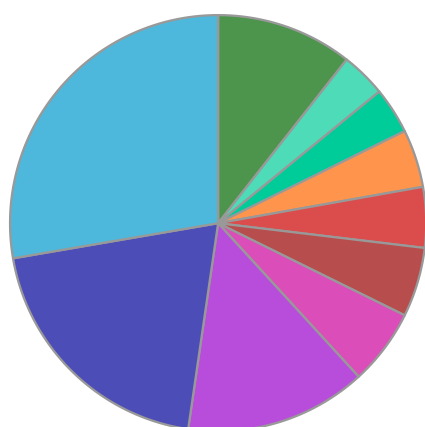
Cumulative Performance to 30/09/20					
	1 Yr	2 Yrs	3 Yrs	4 Yrs	5 Yrs
Fund	-5.33	-3.19	1.65	11.22	23.27
Stock Sector Average	-0.19	4.00	9.56	19.52	37.92

Performance Analysis - Annualised 3 years					
	Growth Rate %	Volatility	Alpha	Beta	Sharpe
Fund	0.55	12.16	-2.69	1.11	0.00
Stock Sector Average	3.09	10.81	0.00	1.00	0.00

## Fund Composition



	(%)
UK Equities	27.70
North American Equities	20.00
Global Fixed Interest	14.10
Asia Pacific Equities	5.90
European Equities	5.40
Japanese Equities	4.70
Money Market	4.50
Global Emerging Market Equities	3.60
Others	3.50
Others	10.60



	(%)
UK	27.70
North America	20.00
Not Specified	14.10
Asia Pacific	5.90
Europe	5.40
Japan	4.70
Money Market	4.50
Global Emerging Markets	3.60
Not Specified	3.50
Others	10.60

## Largest Holdings

Holdings	(%)
ARTEMIS FD MGRS US EXTENDED ALPHA	8.60
NINETY ONE UK ALPHA	6.80
TROJAN INCOME	6.50
SPDR S&P 500 ETF	5.80
ARTEMIS CORPORATE BOND	5.70

Holdings	(%)
MAN GLG UNDERVALUED ASSETS	4.90
XTRACKERS II GLOBAL INFLATION-LINKED BOND ETF (H)	4.70
SCHRODER ISF ASIAN TOTAL RETURN A ACC NAV USD	4.40
MITON UK MULTI-CAP INCOME	3.90
BBGI SICAV S.A. ORD	3.50

\* Data supplied by fund managers regarding fixed interests funds may not specify yield type. As the provision of redemption yield is an FCA regulatory requirement Novia assumes these are used.

## Important Information

Performance details and yields are as at 30/09/2020. Performance figures are inclusive of net reinvested income. Source: FE. This document is designed only for professional investors and experienced advisers. The value of investments and the income gained may fluctuate. Investors may not get back the full amount invested. Past performance is not a guide to the future.