

## Vanguard S&P 500 UCTSETF G

### Fund Information

**Sector**

Equity - North America

**Manager's Name**

Vanguard Equity Index Group

**Date Manager Appointed**

May 2012

**Launch Date**

May 2012

**Fund Size(£m)**

£26407.37

**Yield\*** (See page2)

0.00 %

**XD Dates**

Sep 24, Jun 11, Mar 26, Dec 12

**Last Distribution**

24/09/20 (XD Date)

07/10/20 (Pay Date)

0.20(Distribution)

**OCF**

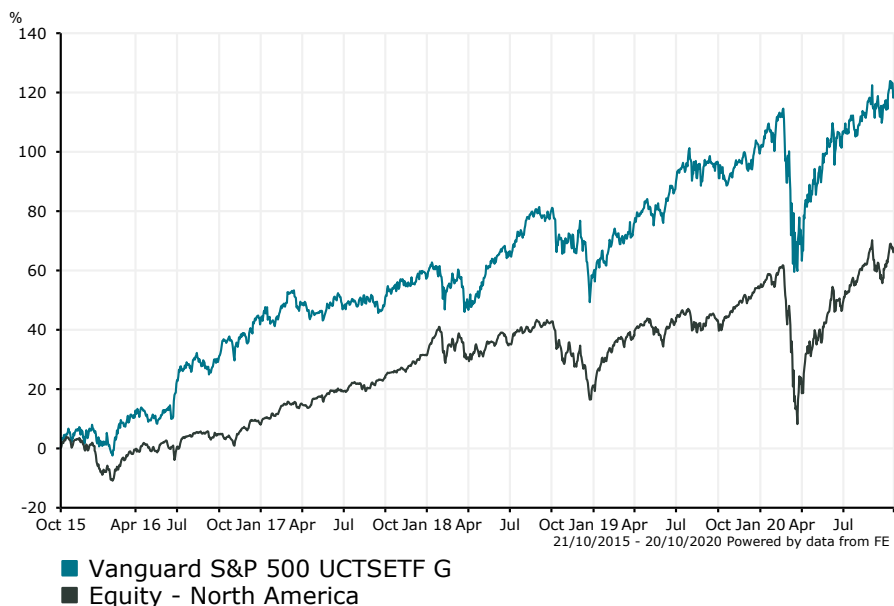
0.07 %

### Fund Aim

The Fund seeks to track the performance of the Standard and Poor's 500 Index.

**Sector:** Equity - North America

### Performance



#### Discrete Performance - 12 months to 31/12/19

	2019	2018	2017	2016	2015
Fund	25.95	0.70	10.86	33.02	6.85
Stock Sector Average	27.19	-7.76	21.51	7.23	-1.37

#### Cumulative Performance to 30/09/20

	1 Yr	2 Yrs	3 Yrs	4 Yrs	5 Yrs
Fund	9.41	19.73	44.66	65.48	121.87
Stock Sector Average	12.43	13.11	30.07	53.68	69.69

#### Performance Analysis - Annualised 3 years

	Growth Rate %	Volatility	Alpha	Beta	Sharpe
Fund	13.10	14.98	6.00	0.74	0.64
Stock Sector Average	9.16	17.75	0.00	1.00	0.32

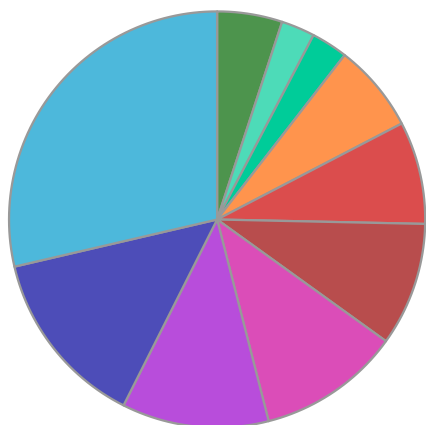
**Morningstar Analyst Rating**

Gold

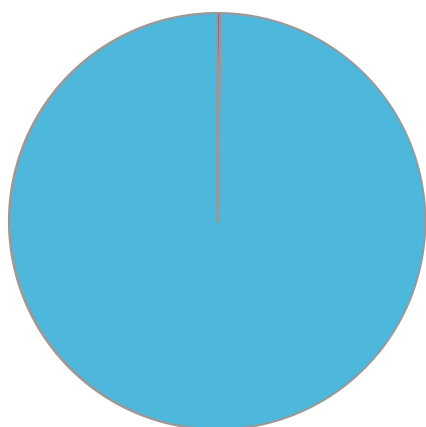
**FE Crown Rating**

Vanguard **S&P 500 UCTSETF G**

**Fund Composition**



	(%)
Information Technology	28.64
Health Care	13.94
Consumer Discretionary	11.41
Communications	11.08
Financials	9.60
Industrials	7.97
Consumer Staples	6.87
Utilities	2.83
Real Estate	2.61
Others	5.06



	(%)
US Equities	99.74
Money Market	0.26

**Largest Holdings**

Holdings	(%)
APPLE INC	7.24
MICROSOFT CORP	5.89
AMAZON.COM INC	4.98
ALPHABET INC. CLASS A	3.33
FACEBOOK INC	2.43

Holdings	(%)
BERKSHIRE HATHAWAY INC	1.46
JOHNSON & JOHNSON	1.39
VISA INC	1.23
PROCTER & GAMBLE CO	1.18
NVIDIA CORP	1.13

\* Data supplied by fund managers regarding fixed interests funds may not specify yield type. As the provision of redemption yield is an FCA regulatory requirement Novia assumes these are used.

**Important Information**

Performance details and yields are as at 30/09/2020. Performance figures are inclusive of net reinvested income. Source: FE. This document is designed only for professional investors and experienced advisers. The value of investments and the income gained may fluctuate. Investors may not get back the full amount invested. Past performance is not a guide to the future.