

Franklin UK Equity Income W Inc

Fund Information

Sector

IA UK Equity Income

Manager's Name

 Colin Morton
 Ben Russon
 Mark Hall

Date Manager Appointed

Jan 1995

Launch Date

May 2012

Fund Size (£m)

£802.55

Yield* (See page2)

4.83 %

XD Dates

Jul 01, Mar 31, Dec 31, Sep 30

Last Distribution

 01/07/20 (XD Date)
 28/08/20 (Pay Date)
 1.18(Distribution)

OCF

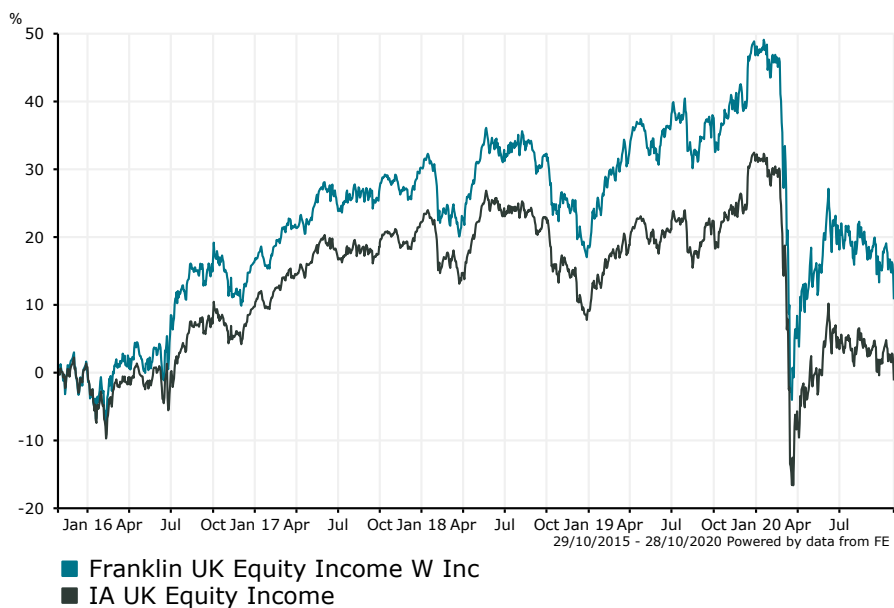
0.53 %

Fund Aim

Aims to provide a growing level of income which is higher than that of the FTSE All-Share Index, together with capital growth over the medium to long term (meaning 3-5 years). Capital in the Fund is at risk and there is no guarantee that the objective will be achieved over that, or any, time period.

Sector: IA UK Equity Income

Performance


Morningstar Analyst Rating

Gold

FE Crown Rating

Discrete Performance - 12 months to 31/12/19

	2019	2018	2017	2016	2015
Fund	23.66	-8.86	12.05	15.32	5.49
Stock Sector Average	20.07	-10.54	11.32	8.84	6.20

Cumulative Performance to 30/09/20

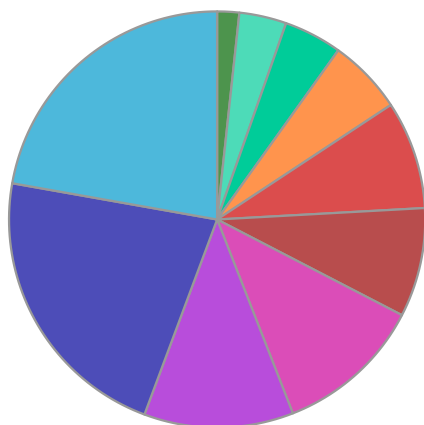
	1 Yr	2 Yrs	3 Yrs	4 Yrs	5 Yrs
Fund	-16.15	-12.44	-8.86	0.52	20.29
Stock Sector Average	-17.24	-17.38	-14.54	-5.49	5.27

Performance Analysis - Annualised 3 years

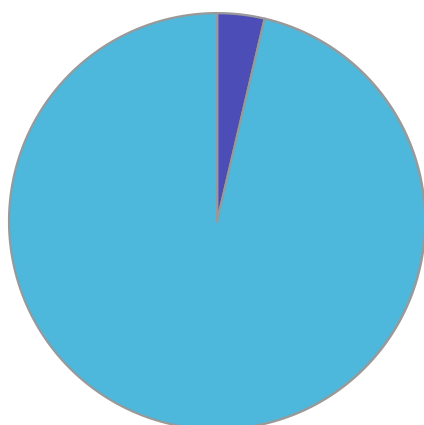
	Growth Rate %	Volatility	Alpha	Beta	Sharpe
Fund	-3.05	15.85	1.96	0.97	-0.01
Stock Sector Average	-5.10	16.15	0.00	1.00	-0.01

Franklin **UK Equity Income W Inc**

Fund Composition



	(%)
Financials	22.21
Consumer Goods	22.11
Industrials	11.61
Consumer Services	11.47
Health Care	8.48
Basic Materials	8.40
Oil & Gas	5.83
Utilities	4.51
Cash & Cash Equivalents	3.67
Telecommunications	1.71



	(%)
International Equities	96.33
Cash & Cash Equivalents	3.67

Largest Holdings

Holdings	(%)
ASTRAZENECA PLC	4.52
UNILEVER	4.27
GLAXOSMITHKLINE	4.02
RIO TINTO	3.55
BRITISH AMERICAN TOBACCO	3.46

Holdings	(%)
ROYAL DUTCH SHELL PLC	3.06
PHOENIX GROUP HLDGS	3.03
RELX PLC	2.98
BP	2.86
RECKITT BENCKISER GROUP PLC	2.65

* Data supplied by fund managers regarding fixed interests funds may not specify yield type. As the provision of redemption yield is an FCA regulatory requirement Novia assumes these are used.

Important Information

Performance details and yields are as at 30/09/2020. Performance figures are inclusive of net reinvested income. Source: FE. This document is designed only for professional investors and experienced advisers. The value of investments and the income gained may fluctuate. Investors may not get back the full amount invested. Past performance is not a guide to the future.