

## Templeton Gbl Tot Ret Bd WH3 Inc

### Fund Information

**Sector**

IA Global Bonds

**Manager's Name**

 Michael Hasenstab  
 Sonal Desai

**Date Manager Appointed**

Jun 2008

**Launch Date**

May 2012

**Fund Size (£m)**

£90.83

**Yield\*** (See page2)

3.90 %

**XD Dates**

Jul 01, Mar 31, Dec 31, Sep 30

**Last Distribution**

01/07/20 (XD Date)

28/08/20 (Pay Date)

0.88(Distribution)

**OCF**

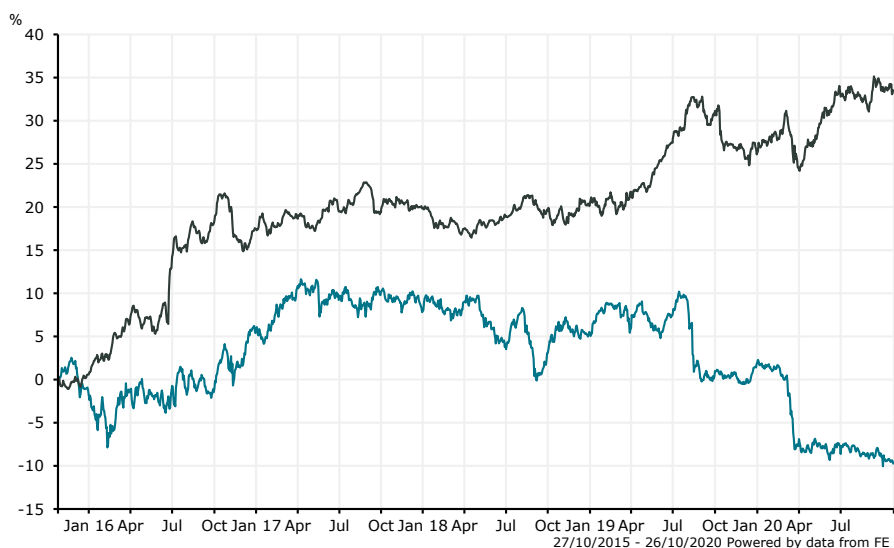
0.79 %

### Fund Aim

The Fund's investment objective is to achieve a total return, over the long term, from a combination of income, capital growth and currency gains.

**Sector:** IA Global Bonds

### Performance


■ Templeton Gbl Tot Ret Bd WH3 Inc

■ IA Global Bonds

**Morningstar Analyst Rating**

Silver

**FE Crown Rating**

**Discrete Performance - 12 months to 31/12/19**

	2019	2018	2017	2016	2015
Fund	-3.52	-2.12	2.29	6.76	-5.02
Stock Sector Average	4.99	0.22	2.03	16.79	-0.93

**Cumulative Performance to 30/09/20**

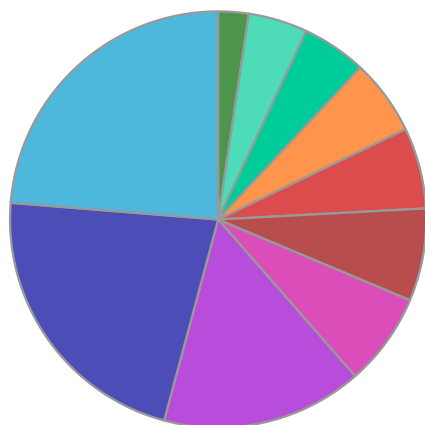
	1 Yr	2 Yrs	3 Yrs	4 Yrs	5 Yrs
Fund	-9.42	-11.76	-17.18	-7.73	-6.64
Stock Sector Average	2.18	11.50	11.79	13.04	34.04

**Performance Analysis - Annualised 3 years**

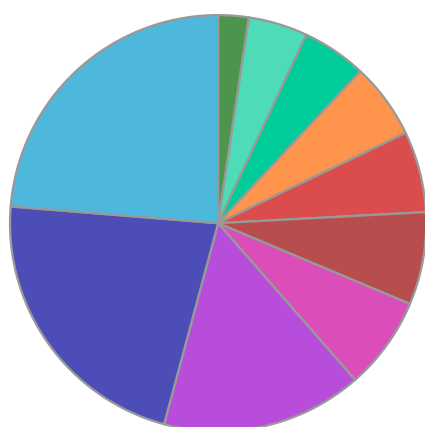
	Growth Rate %	Volatility	Alpha	Beta	Sharpe
Fund	-6.09	9.17	-6.49	0.22	-0.01
Stock Sector Average	3.78	5.15	0.00	1.00	0.06

Templeton **Gbl Tot Ret Bd WH3 Inc**

**Fund Composition**



	(%)
Japanese Fixed Interest	23.72
US Fixed Interest	22.10
Mexican Fixed Interest	15.62
Cash & Cash Equivalents	7.22
Brazilian Fixed Interest	7.19
South Korean Fixed Interest	6.29
American Emerging Fixed Interest	5.89
Indonesian Fixed Interest	5.00
African Fixed Interest	4.61
Others	2.36



	(%)
Japan	23.72
USA	22.10
Mexico	15.62
Money Market	7.22
Brazil	7.19
Korea	6.29
Argentina	5.89
Indonesia	5.00
Ghana	4.61
Others	2.36

\* Data supplied by fund managers regarding fixed interests funds may not specify yield type. As the provision of redemption yield is an FCA regulatory requirement Novia assumes these are used.

**Important Information**

Performance details and yields are as at 30/09/2020. Performance figures are inclusive of net reinvested income. Source: FE. This document is designed only for professional investors and experienced advisers. The value of investments and the income gained may fluctuate. Investors may not get back the full amount invested. Past performance is not a guide to the future.