

Templeton Latin Amer W Acc GBP

Fund Information

Sector

Equity - Latin America

Manager's Name

Gustavo Stenzel

Date Manager Appointed

Apr 2016

Launch Date

May 2012

Fund Size(£m)

£613.91

Yield* (See page2)

0.00 %

XD Dates

Jul 01

Last Distribution

01/07/11 (XD Date)

08/07/11 (Pay Date)

0.05(Distribution)

OCF

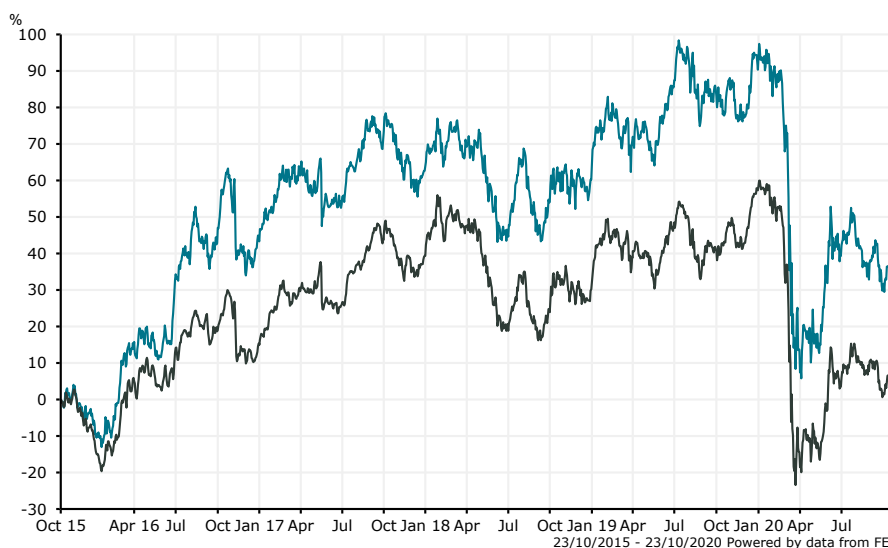
1.31 %

Fund Aim

The Fund aims to achieve long-term capital appreciation by investing primarily in equity securities of issuers incorporated or having their principal business activities in the Latin American region.

Sector: Equity - Latin America

Performance



■ Templeton Latin Amer W Acc GBP
■ Equity - Latin America

Morningstar Analyst Rating

N/A

FE Crown Rating


Discrete Performance - 12 months to 31/12/19

	2019	2018	2017	2016	2015
Fund	18.79	-1.49	13.10	49.58	-23.75
Stock Sector Average	20.88	-6.63	20.87	26.05	-31.70

Cumulative Performance to 30/09/20

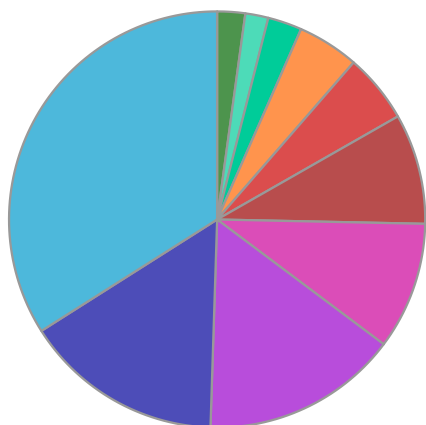
	1 Yr	2 Yrs	3 Yrs	4 Yrs	5 Yrs
Fund	-29.07	-14.75	-23.33	-8.12	39.55
Stock Sector Average	-28.16	-18.56	-29.38	-14.42	9.83

Performance Analysis - Annualised 3 years

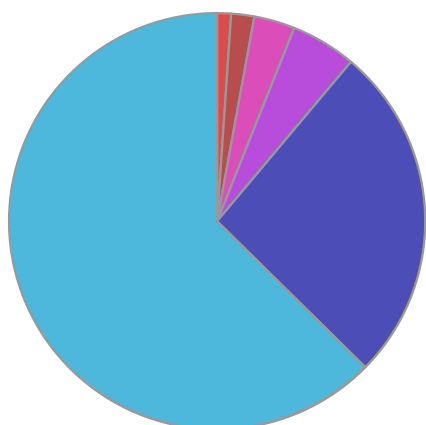
	Growth Rate %	Volatility	Alpha	Beta	Sharpe
Fund	-8.47	27.74	0.87	0.86	-0.03
Stock Sector Average	-10.95	30.72	0.00	1.00	-0.04

Templeton Latin Amer W Acc GBP

Fund Composition



	(%)
Financials	33.99
Materials	15.50
Consumer Staples	15.28
Industrials	9.90
Consumer Discretionary	8.58
Energy	5.36
Information Technology	4.78
Utilities	2.65
Cash & Cash Equivalents	1.79
Others	2.17



	(%)
Brazil	62.62
Mexico	26.26
Peru	5.07
Chile	3.18
Money Market	1.79
Argentina	1.08

Largest Holdings

Holdings	(%)
B3 SA - BRASIL BOLSA BALCAO	6.97
BOLSA MEXICANA DE VALORES SAB DE CV	6.54
VALE SA	6.11
GRUPO MEXICO SAB DE CV SER B	5.62
PETROLEO BRASILEIRO SA PETROBRAS	5.36

Holdings	(%)
LOJAS AMERICANAS SA	5.35
ITAUSA SA	4.11
GRUPO FINANCIERO BANORTE SAB DE CV	3.81
TOTVS	3.70
LOCALIZA RENT A CAR	3.45

* Data supplied by fund managers regarding fixed interests funds may not specify yield type. As the provision of redemption yield is an FCA regulatory requirement Novia assumes these are used.

Important Information

Performance details and yields are as at 30/09/2020. Performance figures are inclusive of net reinvested income. Source: FE. This document is designed only for professional investors and experienced advisers. The value of investments and the income gained may fluctuate. Investors may not get back the full amount invested. Past performance is not a guide to the future.