

Threadneedle (L)GISmCom ZGH GBP

Fund Information

Sector

Equity - International

Manager's Name

Scott Woods

Date Manager Appointed

Apr 2019

Launch Date

Oct 2012

Fund Size(£m)

£1284.18

Yield* (See page2)

0.00 %

XD Dates

N/A

Last Distribution

N/A (XD Date)

N/A (Pay Date)

N/A(Distribution)

OCF

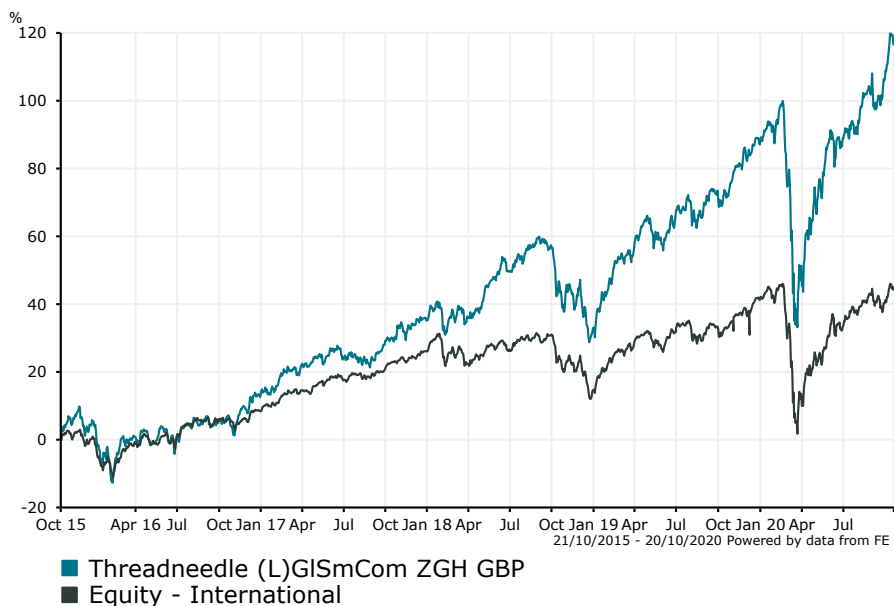
1.05 %

Fund Aim

The aim of the Fund is to grow the amount you invested. The Fund invests at least two-thirds of its assets in shares of smaller companies worldwide. The smaller companies that the Fund invests in will typically be companies no bigger than the largest company included in the MSCI World Small Cap Index. The Fund may also invest in asset classes and instruments different from those stated above.

Sector: Equity - International

Performance


Morningstar Analyst Rating

N/A

FE Crown Rating

Discrete Performance - 12 months to 31/12/19

| | 2019 | 2018 | 2017 | 2016 | 2015 |
|----------------------|-------|-------|-------|------|-------|
| Fund | 40.75 | -1.66 | 20.07 | 6.79 | 14.68 |
| Stock Sector Average | 23.18 | -9.02 | 16.28 | 7.94 | 0.71 |

Cumulative Performance to 30/09/20

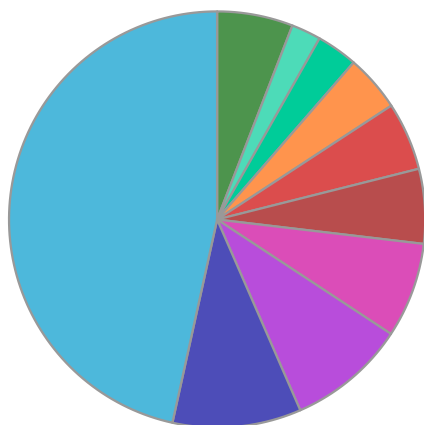
| | 1 Yr | 2 Yrs | 3 Yrs | 4 Yrs | 5 Yrs |
|----------------------|-------|-------|-------|-------|--------|
| Fund | 19.04 | 31.26 | 61.35 | 96.22 | 110.65 |
| Stock Sector Average | 5.37 | 7.38 | 16.26 | 33.08 | 47.64 |

Performance Analysis - Annualised 3 years

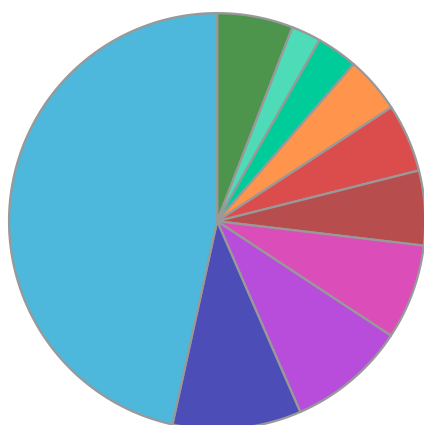
| | Growth Rate % | Volatility | Alpha | Beta | Sharpe |
|----------------------|---------------|------------|-------|------|--------|
| Fund | 17.29 | 18.09 | 11.13 | 1.16 | 0.76 |
| Stock Sector Average | 5.15 | 14.67 | 0.00 | 1.00 | 0.11 |

Threadneedle (L)GISmCom ZGH GBP

Fund Composition



| | (%) |
|-------------------|-------|
| US Equities | 46.60 |
| German Equities | 10.00 |
| Japanese Equities | 9.20 |
| UK Equities | 7.40 |
| Swiss Equities | 5.80 |
| French Equities | 5.30 |
| Italian Equities | 4.40 |
| Canadian Equities | 3.20 |
| Money Market | 2.30 |
| Others | 5.90 |



| | (%) |
|--------------|-------|
| USA | 46.60 |
| Germany | 10.00 |
| Japan | 9.20 |
| UK | 7.40 |
| Switzerland | 5.80 |
| France | 5.30 |
| Italy | 4.40 |
| Canada | 3.20 |
| Money Market | 2.30 |
| Others | 5.90 |

Largest Holdings

| Holdings | (%) |
|-------------------------------|------|
| CHARLES RIVER LABORATORIES | 2.20 |
| CARDLYTICS INC | 2.20 |
| PTC INC | 2.00 |
| NEMETSCHEK SE | 1.90 |
| SITEONE LANDSCAPE SUPPLY INC. | 1.90 |

| Holdings | (%) |
|--------------------------|------|
| TRIMBLE INC | 1.80 |
| EUROFINS SCIENTIFIC SE | 1.80 |
| ALTAIR ENGINEERING INC | 1.80 |
| RITCHIE BROS AUCTIONEERS | 1.70 |
| VAT GROUP AG | 1.70 |

* Data supplied by fund managers regarding fixed interests funds may not specify yield type. As the provision of redemption yield is an FCA regulatory requirement Novia assumes these are used.

Important Information

Performance details and yields are as at 30/09/2020. Performance figures are inclusive of net reinvested income. Source: FE. This document is designed only for professional investors and experienced advisers. The value of investments and the income gained may fluctuate. Investors may not get back the full amount invested. Past performance is not a guide to the future.