

## Jupiter Merlin Cnsv Pfl I Acc

### Fund Information

**Sector**

IA Mixed Investment 0-35% Shares

**Manager's Name**

 John Chatfeild-Roberts  
 Algy Smith-Maxwell  
 David Lewis  
 Amanda Sillars

**Date Manager Appointed**

Sep 2012

**Launch Date**

Sep 2012

**Fund Size(£m)**

£182.12

**Yield\*** (See page2)

2.20 %

**XD Dates**

Sep 01, Jun 01, Mar 02, Dec 02

**Last Distribution**

 01/09/20 (XD Date)  
 31/10/20 (Pay Date)  
 0.27(Distribution)

**OCF**

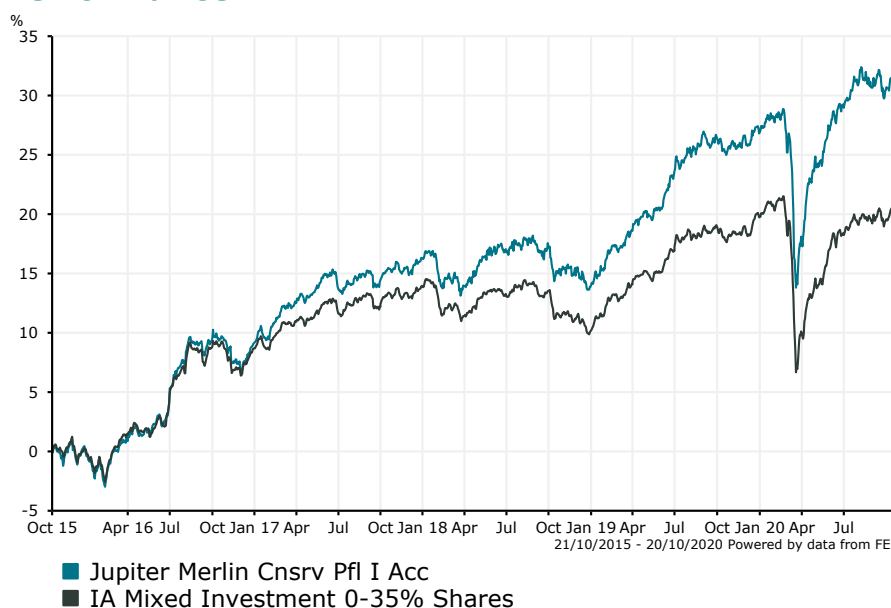
0.94 %

### Fund Aim

Objective: The objective of the Fund is to provide a return, net of fees, that is higher than the IA Mixed Investment 0%-35% Shares Sector average over the long term (at least five years). Policy: At least 70% of the Fund is invested in collective investment schemes, with at least 60 per cent of the Fund's assets invested directly or indirectly in fixed interest securities. Up to 30% of the Fund may be invested in other assets, including shares of companies, cash and near cash.

**Sector:** IA Mixed Investment 0-35% Shares

### Performance



**Morningstar Analyst Rating**  
Neutral

**FE Crown Rating**  
★★★★★

#### Discrete Performance - 12 months to 31/12/19

	2019	2018	2017	2016	2015
Fund	11.35	-2.09	6.59	9.02	0.88
Stock Sector Average	8.72	-3.35	4.84	8.47	0.38

#### Cumulative Performance to 30/09/20

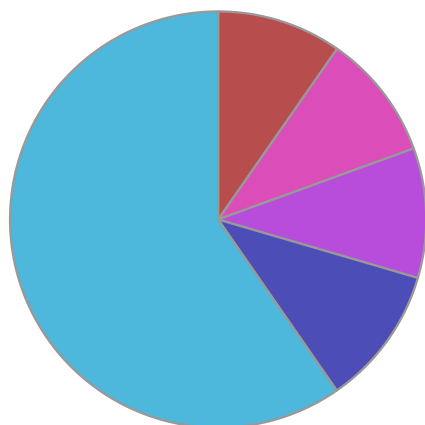
	1 Yr	2 Yrs	3 Yrs	4 Yrs	5 Yrs
Fund	3.07	10.95	14.12	19.46	32.09
Stock Sector Average	0.35	5.25	6.49	9.87	21.14

#### Performance Analysis - Annualised 3 years

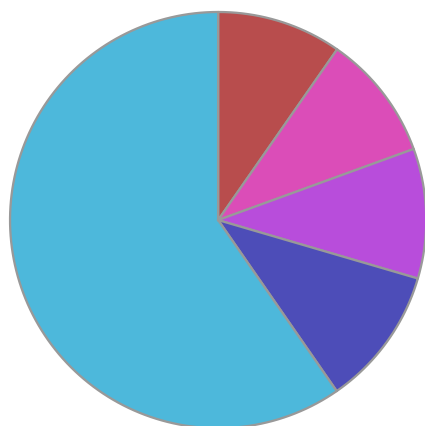
	Growth Rate %	Volatility	Alpha	Beta	Sharpe
Fund	4.50	5.92	2.37	0.99	0.17
Stock Sector Average	2.12	5.75	0.00	1.00	0.00

Jupiter Merlin Cnsv Pfl I Acc

**Fund Composition**



	(%)
Fixed Interest	59.65
UK Equities	10.82
Others	10.08
Money Market	9.76
International Equities	9.69



	(%)
Not Specified	59.65
UK	10.82
Others	10.08
Money Market	9.76
International	9.69

**Largest Holdings**

Holdings	(%)
JUPITER CORPORATE BOND I INC	29.85
ALLIANZ STRATEGIC BOND I INC	12.44
JUPITER STRATEGIC BOND I INC	9.29
WISDOMTREE PHYSICAL GOLD USD	7.83
TB EVENLODE INCOME C INC	6.20

Holdings	(%)
FUNDSMITH EQUITY I INC	3.93
JUPITER UK SPECIAL SITUATIONS I INC	3.88
ROYAL LONDON UK EQUITY INCOME Z INC	2.50
VONTOBEL TWENTYFOUR STRATEGIC INCOME FUND AQG GBP	2.23
FEDERATED HERMES MULTI - STRATEGY CREDIT F HEDGED DIS GBP	2.04

\* Data supplied by fund managers regarding fixed interests funds may not specify yield type. As the provision of redemption yield is an FCA regulatory requirement Novia assumes these are used.

**Important Information**

Performance details and yields are as at 30/09/2020. Performance figures are inclusive of net reinvested income. Source: FE. This document is designed only for professional investors and experienced advisers. The value of investments and the income gained may fluctuate. Investors may not get back the full amount invested. Past performance is not a guide to the future.