

ACUMEN Portfolio 6 X Acc

Fund Information

Sector

IA Flexible Investment

Manager's Name

 Christopher Peel
John Leiper

Date Manager Appointed

Jan 2016

Launch Date

Jan 2016

Fund Size (£m)

£215.70

Yield* (See page2)

0.00 %

XD Dates

Oct 31, Nov 01

Last Distribution

 31/10/19 (XD Date)
31/12/19 (Pay Date)
0.05(Distribution)

OCF

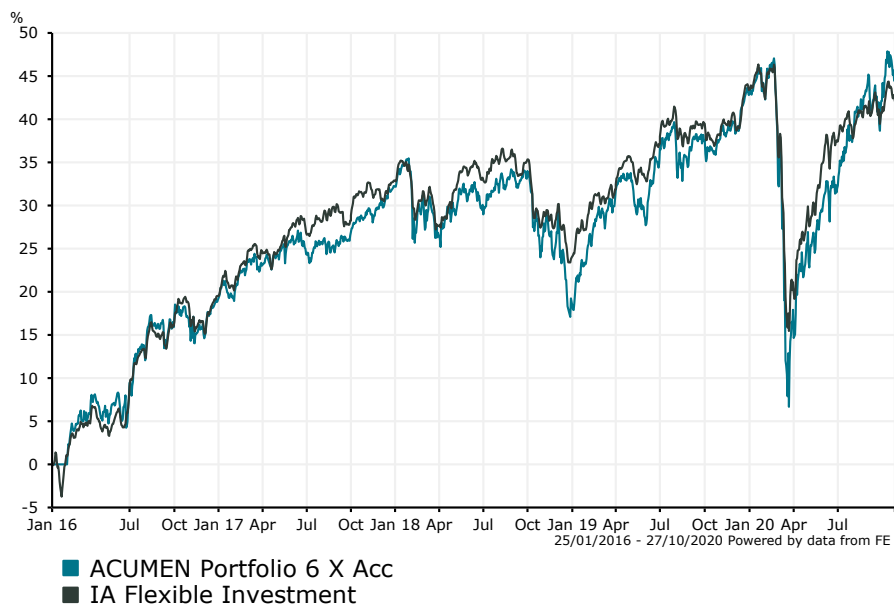
1.15 %

Fund Aim

The aim of the Fund is to increase in value, over a minimum of 5 years, by investing in a range of asset classes and global markets. The Fund will do this through a combination of capital growth, which is profit on investments held, and income, which is money paid out of investments such as dividends from shares and interest from bonds.

Sector: IA Flexible Investment

Performance


Morningstar Analyst Rating

N/A

FE Crown Rating

Discrete Performance - 12 months to 31/12/19

	2019	2018	2017	2016	2015
Fund	19.76	-9.84	11.30	-	-
Stock Sector Average	15.66	-6.72	11.21	13.82	1.99

Cumulative Performance to 30/09/20

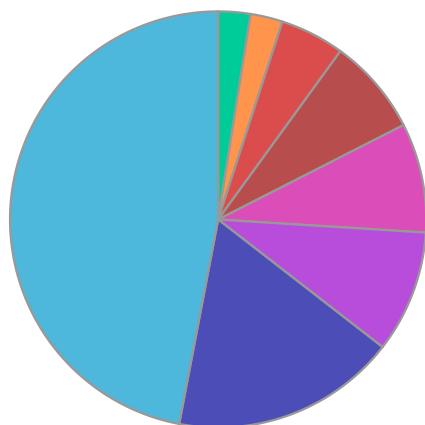
	1 Yr	2 Yrs	3 Yrs	4 Yrs	5 Yrs
Fund	3.42	6.79	12.33	22.65	-
Stock Sector Average	0.88	4.15	9.75	21.30	41.26

Performance Analysis - Annualised 3 years

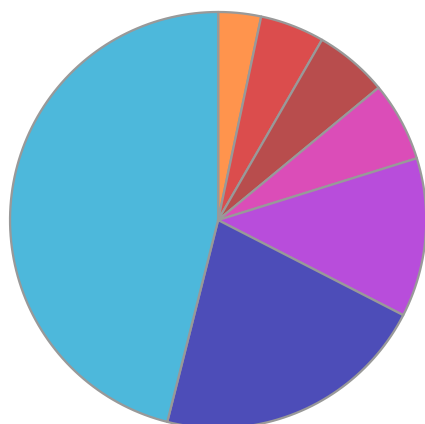
	Growth Rate %	Volatility	Alpha	Beta	Sharpe
Fund	3.95	12.84	0.64	1.10	0.04
Stock Sector Average	3.15	11.00	0.00	1.00	0.00

ACUMEN Portfolio 6 X Acc

Fund Composition



	(%)
Global Developed Equities	47.00
Global Emerging Market Equities	17.50
Global Government Fixed Interest	9.50
Commodity & Energy	8.50
Global Corporate Fixed Interest	7.50
Money Market	5.00
Global Emerging Market Fixed Interest	2.50
Global Index Linked	2.50



	(%)
North America	46.07
Asia Pacific ex Japan	21.38
Europe ex UK	12.35
UK	6.18
Japan	5.70
Money Market	5.00
International	3.32

Largest Holdings

Holdings	(%)
MS SCIBETA HFE US EQUITY 6F EW	-
ISHARES GOLD PRODUCERS	-
ISHARES AUTOMATION & ROBOTICS	-
ISHARES S&P 500 INFORMATION TECHNOLOGY SECTOR	-
ISHARES S&P 500 FINANCIAL SECTOR	-

* Data supplied by fund managers regarding fixed interests funds may not specify yield type. As the provision of redemption yield is an FCA regulatory requirement Novia assumes these are used.

Important Information

Performance details and yields are as at 30/09/2020. Performance figures are inclusive of net reinvested income. Source: FE. This document is designed only for professional investors and experienced advisers. The value of investments and the income gained may fluctuate. Investors may not get back the full amount invested. Past performance is not a guide to the future.