

## UBS Corp Bd UK Plus C Gr Acc

### Fund Information

**Sector**

IA Sterling Corporate Bond

**Manager's Name**

Vivek Acharya

**Date Manager Appointed**

Nov 2014

**Launch Date**

Aug 2012

**Fund Size(£m)**

£617.97

**Yield\*** (See page2)

2.80 %

**XD Dates**

Jul 01, Apr 01, Jan 02, Oct 01

**Last Distribution**

01/07/20 (XD Date)

28/08/20 (Pay Date)

0.58(Distribution)

**OCF**

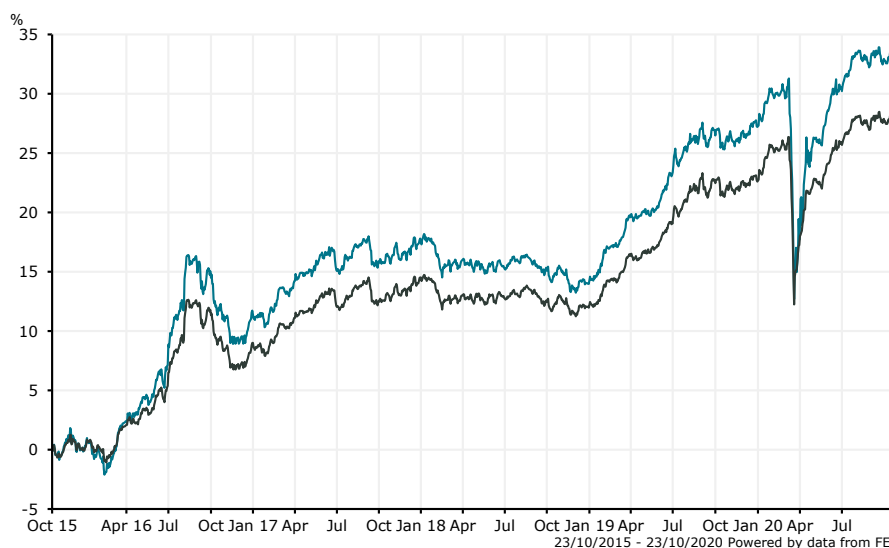
0.69 %

### Fund Aim

The investment objective of the Fund is to seek to generate a return greater than the return provided by UK investment grade corporate bonds derived from investment in UK and global securities.

**Sector:** IA Sterling Corporate Bond

### Performance



■ UBS Corp Bd UK Plus C Gr Acc  
■ IA Sterling Corporate Bond

**Morningstar Analyst Rating**

N/A

**FE Crown Rating**


#### Discrete Performance - 12 months to 31/12/19

	2019	2018	2017	2016	2015
Fund	11.61	-3.25	5.44	11.82	-0.85
Stock Sector Average	9.49	-2.22	5.06	9.08	-0.27

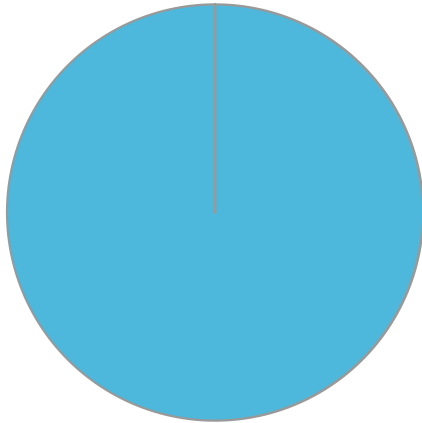
#### Cumulative Performance to 30/09/20

	1 Yr	2 Yrs	3 Yrs	4 Yrs	5 Yrs
Fund	4.76	15.26	14.91	15.56	33.74
Stock Sector Average	4.21	13.60	13.72	14.41	28.39

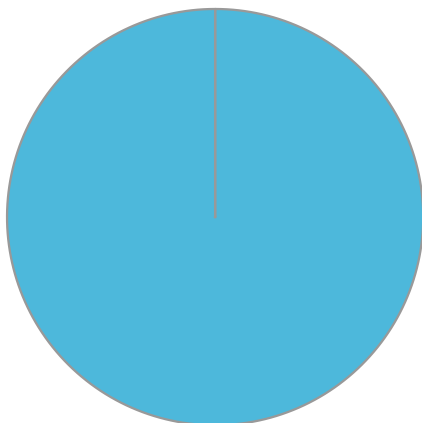
#### Performance Analysis - Annualised 3 years

	Growth Rate %	Volatility	Alpha	Beta	Sharpe
Fund	4.74	7.79	-1.14	1.37	0.16
Stock Sector Average	4.38	5.61	0.00	1.00	0.16

**Fund Composition**



	(%)
UK Corporate Fixed Interest	100.00



	(%)
UK	100.00

\* Data supplied by fund managers regarding fixed interests funds may not specify yield type. As the provision of redemption yield is an FCA regulatory requirement Novia assumes these are used.

**Important Information**

Performance details and yields are as at 30/09/2020. Performance figures are inclusive of net reinvested income. Source: FE. This document is designed only for professional investors and experienced advisers. The value of investments and the income gained may fluctuate. Investors may not get back the full amount invested. Past performance is not a guide to the future.