

## UBS Global Allocation UK C Acc

### Fund Information

**Sector**  
IA Mixed Investment 40-85% Shares

**Manager's Name**  
Philip Brides

**Date Manager Appointed**  
Dec 2017

**Launch Date**  
Aug 2012

**Fund Size (£m)**  
£123.89

**Yield\*** (See page2)  
1.60 %

**XD Dates**  
Apr 01, Oct 01

**Last Distribution**  
01/04/20 (XD Date)  
29/05/20 (Pay Date)  
0.30(Distribution)

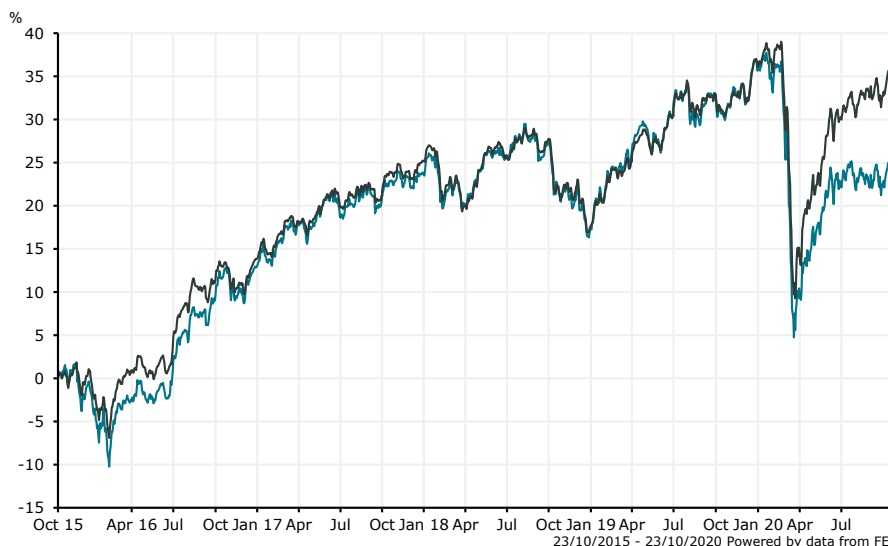
**OCF**  
0.81 %

### Fund Aim

The Fund aims to grow the value of your investment over the medium to long term (3 to 5 Years).

**Sector:** IA Mixed Investment 40-85% Shares

### Performance



■ UBS Global Allocation UK C Acc  
■ IA Mixed Investment 40-85% Shares

**Morningstar Analyst Rating**  
N/A

**FE Crown Rating**  
👑👑👑👑👑

#### Discrete Performance - 12 months to 31/12/19

	2019	2018	2017	2016	2015
Fund	15.61	-5.15	9.61	13.79	-0.86
Stock Sector Average	15.78	-6.11	9.98	12.87	2.66

#### Cumulative Performance to 30/09/20

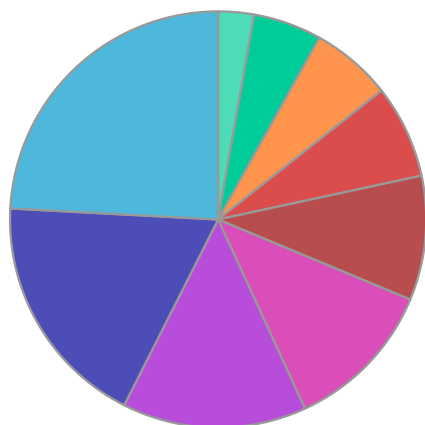
	1 Yr	2 Yrs	3 Yrs	4 Yrs	5 Yrs
Fund	-7.88	-3.95	1.63	12.22	29.59
Stock Sector Average	-0.19	4.00	9.56	19.52	37.92

#### Performance Analysis - Annualised 3 years

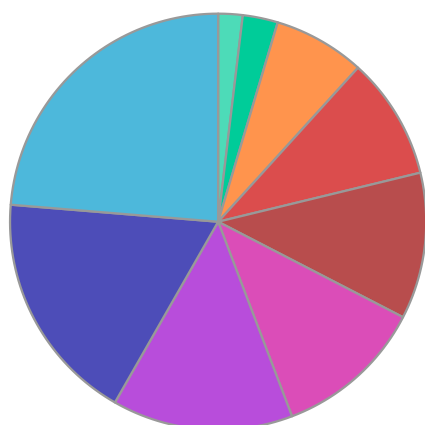
	Growth Rate %	Volatility	Alpha	Beta	Sharpe
Fund	0.54	11.18	-2.49	1.02	0.00
Stock Sector Average	3.09	10.81	0.00	1.00	0.00

**UBS Global Allocation UK C Acc**

**Fund Composition**



	(%)
Global Fixed Interest	25.00
UK Equities	19.04
North American Equities	14.81
Europe ex UK Equities	12.28
Global Corporate Fixed Interest	10.00
Global High Yield Fixed Interest	7.50
Global Emerging Market Equities	6.50
Global Emerging Market Fixed Interest	5.50
Japanese Equities	2.88
Others	-3.51



	(%)
International	25.00
UK	19.04
North America	14.81
Europe ex UK	12.28
Global Emerging Markets	12.00
International	10.00
Not Specified	7.50
Japan	2.88
Not Specified	2.00
Others	-5.51

\* Data supplied by fund managers regarding fixed interests funds may not specify yield type. As the provision of redemption yield is an FCA regulatory requirement Novia assumes these are used.

**Important Information**

Performance details and yields are as at 30/09/2020. Performance figures are inclusive of net reinvested income. Source: FE. This document is designed only for professional investors and experienced advisers. The value of investments and the income gained may fluctuate. Investors may not get back the full amount invested. Past performance is not a guide to the future.