

## L&G UK Sm Cos Tst I Inc

### Fund Information

**Sector**

IA UK Smaller Companies

**Manager's Name**

Rod Oscroft

**Date Manager Appointed**

Jul 2001

**Launch Date**

Aug 2012

**Fund Size (£m)**

£247.46

**Yield\*** (See page2)

1.00 %

**XD Dates**

Jun 19, Dec 19

**Last Distribution**

19/06/20 (XD Date)

18/08/20 (Pay Date)

0.20(Distribution)

**OCF**

0.78 %

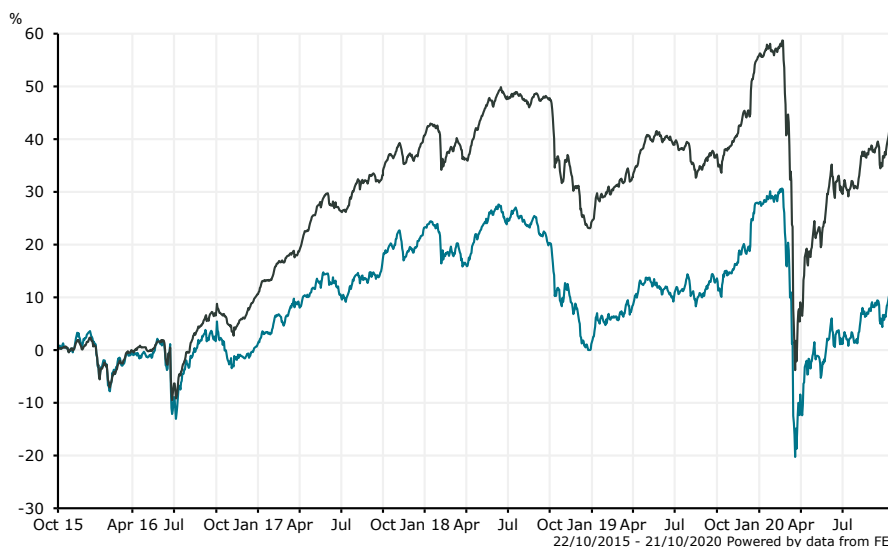
### Fund Aim

The objective of this fund is to provide growth. The fund will typically invest between 90% and 100% in company shares. The fund will invest in UK company shares from all economic sectors. Between 70% and 100% of these shares will be issued by smaller UK companies that make up the lowest 10% by size of the main UK share markets. The fund may use derivatives (contracts which have a value linked to the price of another asset) for the following purposes: •To help with efficient day to day management. •To reduce some of the risks of the market. The fund may also invest cash or deposits.

This fund may not be appropriate for investors who plan to withdraw their money within five years.

**Sector:** IA UK Smaller Companies

### Performance



■ L&G UK Sm Cos Tst I Inc  
■ IA UK Smaller Companies

**Morningstar Analyst Rating**  
N/A

**FE Crown Rating**  
★★★★★

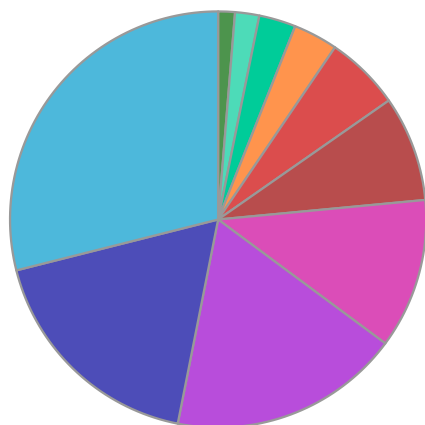
Discrete Performance - 12 months to 31/12/19					
	2019	2018	2017	2016	2015
Fund	26.29	-17.91	22.04	-2.56	17.95
Stock Sector Average	25.34	-11.70	27.18	8.05	14.86

Cumulative Performance to 30/09/20					
	1 Yr	2 Yrs	3 Yrs	4 Yrs	5 Yrs
Fund	-6.68	-11.98	-9.17	4.03	6.00
Stock Sector Average	-0.37	-7.46	2.50	28.13	38.10

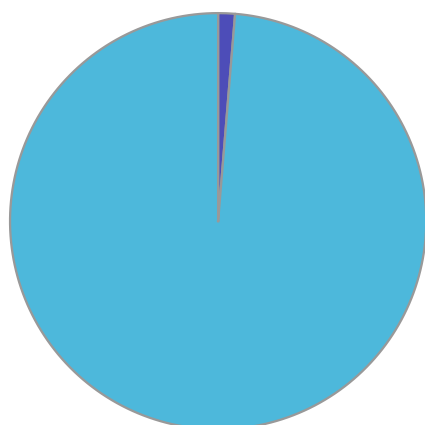
Performance Analysis - Annualised 3 years					
	Growth Rate %	Volatility	Alpha	Beta	Sharpe
Fund	-3.16	18.95	-3.96	0.91	-0.01
Stock Sector Average	0.83	20.19	0.00	1.00	-0.01

**L&G UK Sm Cos Tst I Inc**

**Fund Composition**



	(%)
Industrials	28.93
Consumer Services	17.96
Financials	17.96
Health Care	11.65
Consumer Goods	8.19
Others	5.82
Others	3.45
Basic Materials	2.86
Oil & Gas	1.88
Cash & Cash Equivalents	1.30



	(%)
UK Equities	98.70
Cash & Cash Equivalents	1.30

**Largest Holdings**

Holdings	(%)
Safestore Holdings PLC	4.00
DISCOVERIE GROUP PLC	3.90
DECHRA PHARMACEUTICALS	3.60
GENUS PLC	3.40
CRANSWICK	3.20

Holdings	(%)
ULTRA ELECTRONICS HLDGS	2.90
KNIGHTS GROUP HLDGS PLC	2.90
CVS GROUP PLC	2.70
HILL & SMITH HLDGS	2.50
WIZZ AIR HLDGS PLC	2.20

\* Data supplied by fund managers regarding fixed interests funds may not specify yield type. As the provision of redemption yield is an FCA regulatory requirement Novia assumes these are used.

**Important Information**

Performance details and yields are as at 30/09/2020. Performance figures are inclusive of net reinvested income. Source: FE. This document is designed only for professional investors and experienced advisers. The value of investments and the income gained may fluctuate. Investors may not get back the full amount invested. Past performance is not a guide to the future.