

## L&G All StcksIdxLkdGltIdx Tst I Inc

### Fund Information

**Sector**

IA UK Index Linked Gilts

**Manager's Name**

Index Fund Management Team

**Date Manager Appointed**

Feb 2014

**Launch Date**

Dec 2012

**Fund Size(£m)**

£1445.30

**Yield\*** (See page2)

0.00 %

**XD Dates**

May 27, Nov 27

**Last Distribution**

27/05/20 (XD Date)

24/07/20 (Pay Date)

0.00(Distribution)

**OCF**

0.15 %

**Morningstar Analyst Rating**

Neutral

**FE Crown Rating**

### Fund Aim

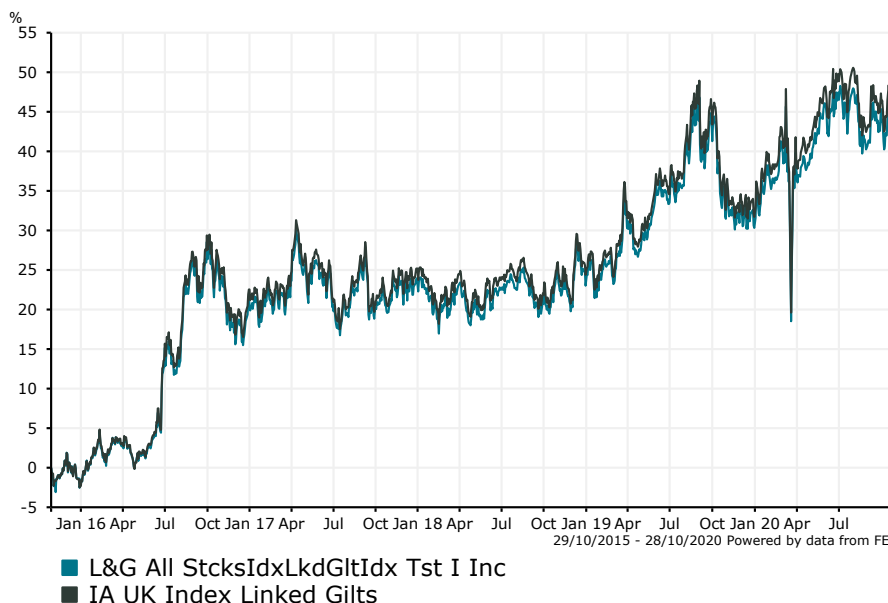
The objective of this fund is to provide a combination of income and growth (if the income is reinvested) by tracking the performance of the FTSE Actuaries British Government Index- Linked All Stocks Index. The fund will invest between 70% and 100% in bonds (a type of loan which pays interest) issued by the UK government (known as gilts). The fund's investments will closely match those that make up the Index. This Index consists of index-linked bonds which are issued by the UK Government. The return from these bonds is linked to changes in the rate of UK inflation. The gilts that the fund invests in will be investment grade bonds (rated as lower risk). Investment grade bonds are bonds that have achieved a higher credit rating from a rating agency. Credit ratings give an indication of how likely it is that the issuer of a bond will be able to pay back interest and the loan on time. 35% or more of the fund can be invested in bonds issued by the UK Government. The fund may use derivatives (contracts which have a value linked to the price of another asset) to:

- reduce risk or cost;
- or • generate additional capital or income with no, or an acceptably low, level of risk.

If you hold accumulation units, income from investments held by the fund (interest) will be reinvested into the value of your units. If you hold distribution units, income from investments held by the fund will be paid out to you every six months (as interest).

**Sector:** IA UK Index Linked Gilts

### Performance



#### Discrete Performance - 12 months to 31/12/19

	2019	2018	2017	2016	2015
Fund	5.94	-0.76	2.15	23.98	-1.12
Stock Sector Average	5.88	-0.64	2.16	25.41	-1.27

#### Cumulative Performance to 30/09/20

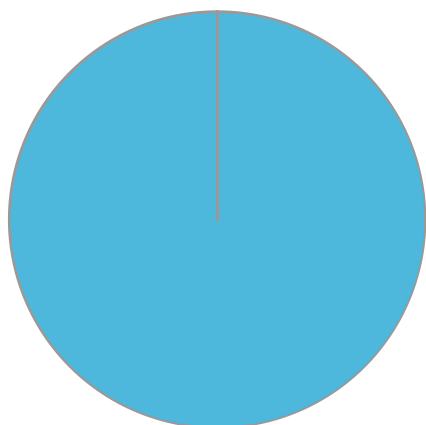
	1 Yr	2 Yrs	3 Yrs	4 Yrs	5 Yrs
Fund	1.38	20.00	21.25	13.08	44.74
Stock Sector Average	1.39	20.72	22.13	13.88	46.48

#### Performance Analysis - Annualised 3 years

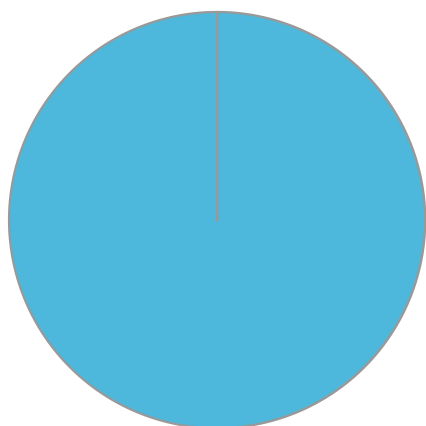
	Growth Rate %	Volatility	Alpha	Beta	Sharpe
Fund	6.63	10.89	-0.07	0.97	0.29

**L&G All StcksIdxLkdGltIdx Tst I Inc**

**Fund Composition**



	(%)
UK Index-Linked Gilts	100.00



	(%)
UK	100.00

**Largest Holdings**

Holdings	(%)
HM TREASURY UNITED KINGDOM DMO 1.25% IDX-LKD GILT 22/11/55 GBP0.01	5.50
HM TREASURY UNITED KINGDOM DMO 0.125% GILT 22/03/68 GBP0.01	5.40
HM TREASURY UNITED KINGDOM DMO 0.375% IDX-LKD GILT 22/03/62 GBP	5.10
HM TREASURY UNITED KINGDOM DMO 0.5% IDX LKD GILT 22/3/50 GBP0.01	4.50
HM TREASURY UNITED KINGDOM DMO 1.125% IDX GILT 22/11/37 GBP0.01	4.40

Holdings	(%)
HM TREASURY UNITED KINGDOM DMO 0.75% IDX LKD GILT 22/11/47 GBP	4.40
HM TREASURY UNITED KINGDOM DMO 0.625% IDX LKD GILT 22/3/40 GBP0.01	4.30
HM TREASURY UNITED KINGDOM DMO 0.125% IDX LKD GILT 22/3/44 GBP0.01	4.20
HM TREASURY UNITED KINGDOM DMO 0.625% IDX LKD GILT 22/11/42 GBP0.01	4.10
HM TREASURY UNITED KINGDOM DMO 0.25% IDX LKD GILT 22/3/52 GBP0.01	4.00

\* Data supplied by fund managers regarding fixed interests funds may not specify yield type. As the provision of redemption yield is an FCA regulatory requirement Novia assumes these are used.

**Important Information**

Performance details and yields are as at 30/09/2020. Performance figures are inclusive of net reinvested income. Source: FE. This document is designed only for professional investors and experienced advisers. The value of investments and the income gained may fluctuate. Investors may not get back the full amount invested. Past performance is not a guide to the future.