

BMO MM Navigator Balanced C Acc

Fund Information

Sector

IA Mixed Investment 40-85% Shares

Manager's Name

Multi-Manager Team

Date Manager Appointed

Aug 2014

Launch Date

Jun 2012

Fund Size (£m)

£78.60

Yield* (See page2)

1.80 %

XD Dates

Sep 01, Mar 02

Last Distribution

01/09/20 (XD Date)

30/11/20 (Pay Date)

0.35(Distribution)

OCF

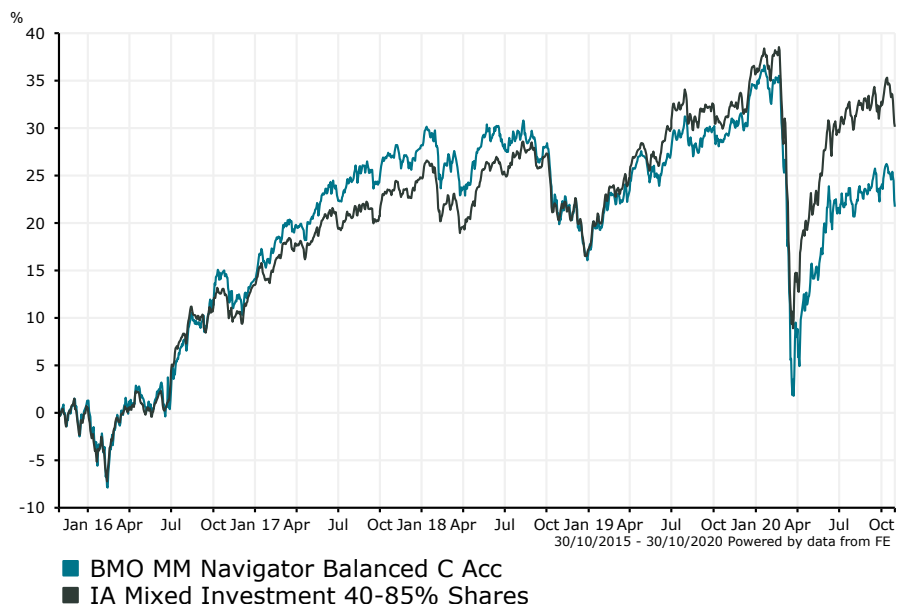
1.66 %

Fund Aim

The Fund aims to achieve capital growth with some income.

Sector: IA Mixed Investment 40-85% Shares

Performance



Morningstar Analyst Rating
Neutral

FE Crown Rating
★★★★★

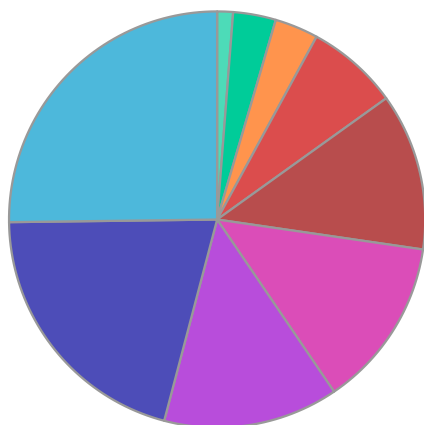
Discrete Performance - 12 months to 31/12/19					
	2019	2018	2017	2016	2015
Fund	15.10	-9.00	12.36	12.62	5.12
Stock Sector Average	15.78	-6.11	9.98	12.87	2.66

Cumulative Performance to 30/09/20					
	1 Yr	2 Yrs	3 Yrs	4 Yrs	5 Yrs
Fund	-4.80	-3.34	-0.39	10.64	29.39
Stock Sector Average	-0.19	4.00	9.56	19.52	37.92

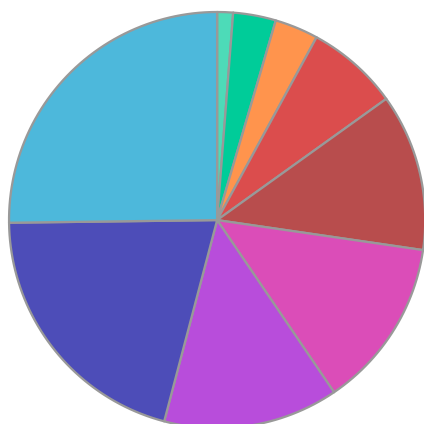
Performance Analysis - Annualised 3 years					
	Growth Rate %	Volatility	Alpha	Beta	Sharpe
Fund	-0.13	12.70	-3.41	1.15	0.00
Stock Sector Average	3.09	10.81	0.00	1.00	0.00

BMO MM Navigator Balanced C Acc

Fund Composition



	(%)
UK Equities	25.20
Global Fixed Interest	20.70
North American Equities	13.59
Others	13.20
European Equities	12.20
Asia Pacific ex Japan Equities	7.17
Japanese Equities	3.38
Money Market	3.32
Global Emerging Market Equities	1.23



	(%)
UK	25.20
International	20.70
North America	13.59
Not Specified	13.20
Europe	12.20
Pacific ex-Japan	7.17
Japan	3.38
Money Market	3.32
Global Emerging Markets	1.23

Largest Holdings

Holdings	(%)
JANUS HENDERSON STRATEGIC BOND I ACC	6.00
FINDLAY PARK AMERICAN DOLLAR USD	5.80
LIONTRUST STRATEGIC BOND M INC	5.30
HERONBRIDGE UK EQUITY A	5.00
LF LINDSELL TRAIN UK EQUITY ACC	4.70

Holdings	(%)
MEMNON EUROPEAN U2 GBP	4.40
MAN GLG UNDERVALUED ASSETS PROF INC D GBP	4.30
GVQ UK FOCUS I	4.20
MERIAN UK DYNAMIC EQUITY R GBP INC	3.90
LEGG MASON WA MACRO OPPTS BOND A USD DIST	3.90

* Data supplied by fund managers regarding fixed interests funds may not specify yield type. As the provision of redemption yield is an FCA regulatory requirement Novia assumes these are used.

Important Information

Performance details and yields are as at 30/09/2020. Performance figures are inclusive of net reinvested income. Source: FE. This document is designed only for professional investors and experienced advisers. The value of investments and the income gained may fluctuate. Investors may not get back the full amount invested. Past performance is not a guide to the future.