

## BMO MM Navigator Cautious C Acc

### Fund Information

**Sector**

IA Mixed Investment 20-60% Shares

**Manager's Name**

 Gary Potter  
Robert Burdett

**Date Manager Appointed**

Oct 2007

**Launch Date**

Jun 2012

**Fund Size(£m)**

£322.11

**Yield\*** (See page2)

2.20 %

**XD Dates**

Sep 01, Mar 02

**Last Distribution**

01/09/20 (XD Date)

30/11/20 (Pay Date)

0.60(Distribution)

**OCF**

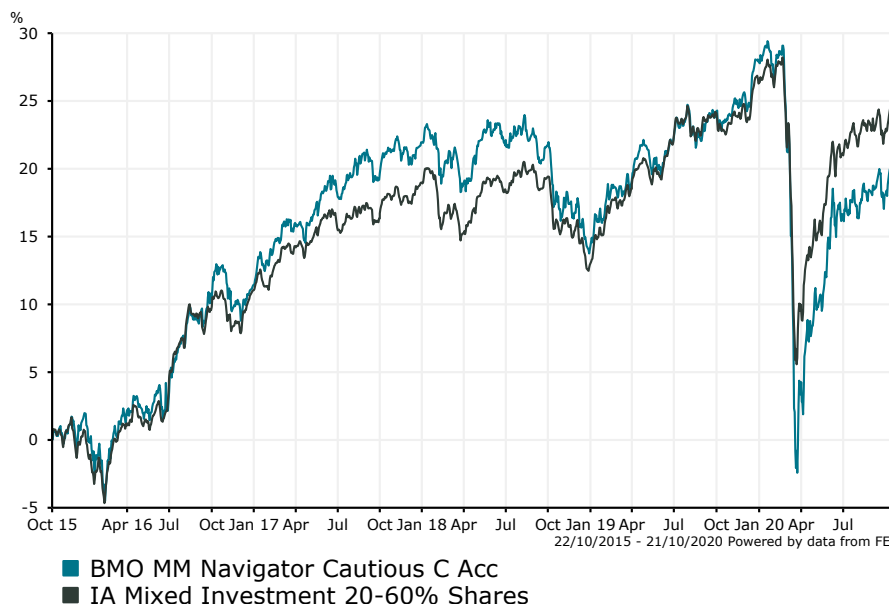
1.56 %

### Fund Aim

The Fund aims to achieve a combination of capital growth and income.

**Sector:** IA Mixed Investment 20-60% Shares

### Performance



#### Discrete Performance - 12 months to 31/12/19

	2019	2018	2017	2016	2015
Fund	12.15	-6.49	9.47	9.24	5.13
Stock Sector Average	11.84	-5.10	7.16	10.32	1.21

#### Cumulative Performance to 30/09/20

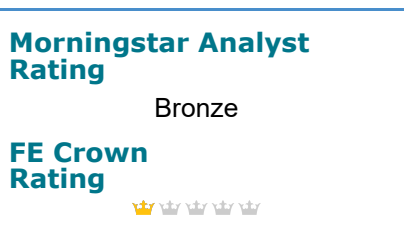
	1 Yr	2 Yrs	3 Yrs	4 Yrs	5 Yrs
Fund	-4.92	-2.98	-0.91	6.57	20.76
Stock Sector Average	-1.19	2.77	5.45	11.94	25.49

#### Performance Analysis - Annualised 3 years

	Growth Rate %	Volatility	Alpha	Beta	Sharpe
Fund	-0.31	11.90	-2.46	1.37	0.00
Stock Sector Average	1.78	8.49	0.00	1.00	0.00

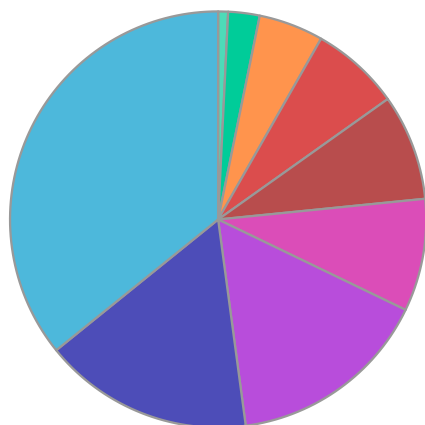
**Morningstar Analyst Rating**

Bronze

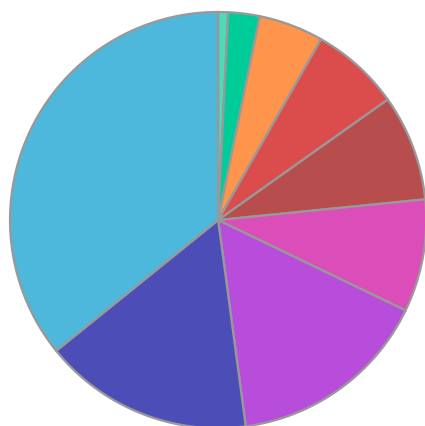
**FE Crown Rating**


**BMO MM Navigator Cautious C Acc**

**Fund Composition**



	(%)
Global Fixed Interest	35.81
Others	16.31
UK Equities	15.73
European Equities	8.74
North American Equities	8.24
Money Market	6.93
Asia Pacific ex Japan Equities	5.03
Japanese Equities	2.44
Global Emerging Market Equities	0.77



	(%)
International	35.81
Not Specified	16.31
UK	15.73
Europe	8.74
North America	8.24
Money Market	6.93
Pacific ex-Japan	5.03
Japan	2.44
Global Emerging Markets	0.77

**Largest Holdings**

Holdings	(%)
JANUS HENDERSON STRATEGIC BOND I ACC	7.20
LIONTRUST STRATEGIC BOND M INC	6.70
SCHRODER STERLING CORPORATE BOND Z INC	5.60
MAN GLG UK ABSOLUTE VALUE CX P GBP ACC	5.10
LEGG MASON WA MACRO OPPS BOND A USD DIST	4.70

Holdings	(%)
MEMNON EUROPEAN U2 GBP	4.50
BARINGS EM DEBT BLENDED TR A GBP	4.10
FINDLAY PARK AMERICAN DOLLAR USD	3.90
DARWIN LEISURE PROPERTY M INC GBP	3.90
GVQ UK FOCUS I	3.90

\* Data supplied by fund managers regarding fixed interests funds may not specify yield type. As the provision of redemption yield is an FCA regulatory requirement Novia assumes these are used.

**Important Information**

Performance details and yields are as at 30/09/2020. Performance figures are inclusive of net reinvested income. Source: FE. This document is designed only for professional investors and experienced advisers. The value of investments and the income gained may fluctuate. Investors may not get back the full amount invested. Past performance is not a guide to the future.