

BMO MM Navigator Distribution C Acc

Fund Information

Sector

IA Mixed Investment 20-60% Shares

Manager's Name

Multi-Manager Team

Date Manager Appointed

Aug 2014

Launch Date

Jun 2012

Fund Size(£m)

£653.63

Yield* (See page2)

5.10 %

XD Dates

Sep 01, Jun 01, Mar 02, Dec 02

Last Distribution

01/09/20 (XD Date)

30/11/20 (Pay Date)

0.81(Distribution)

OCF

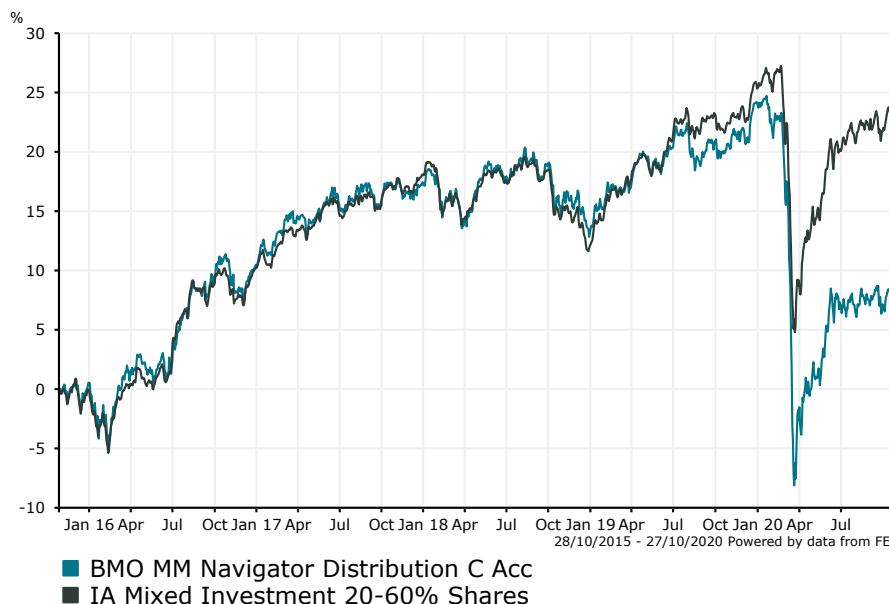
1.43 %

Fund Aim

The Fund aims to achieve an income return, with some capital growth.

Sector: IA Mixed Investment 20-60% Shares

Performance



Morningstar Analyst Rating
Bronze

FE Crown Rating
★★★★★

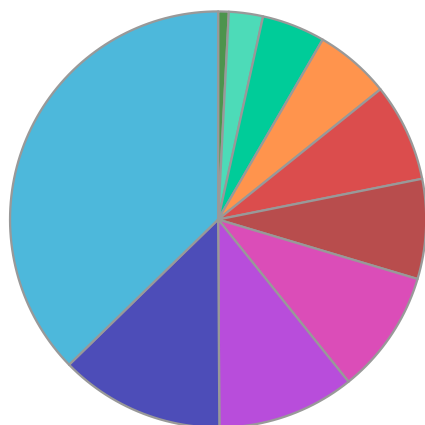
Discrete Performance - 12 months to 31/12/19					
	2019	2018	2017	2016	2015
Fund	9.72	-3.69	6.30	9.88	2.72
Stock Sector Average	11.84	-5.10	7.16	10.32	1.21

Cumulative Performance to 30/09/20					
	1 Yr	2 Yrs	3 Yrs	4 Yrs	5 Yrs
Fund	-11.38	-9.91	-7.13	-2.14	10.09
Stock Sector Average	-1.19	2.77	5.45	11.94	25.49

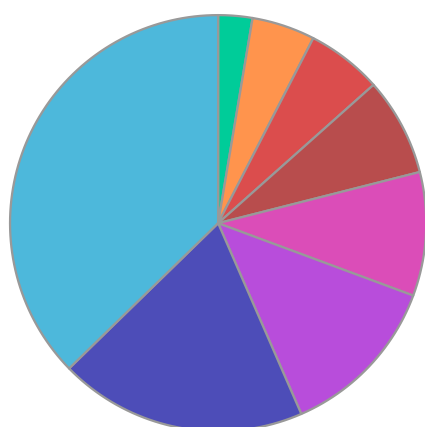
Performance Analysis - Annualised 3 years					
	Growth Rate %	Volatility	Alpha	Beta	Sharpe
Fund	-2.43	12.06	-4.47	1.35	-0.01
Stock Sector Average	1.78	8.49	0.00	1.00	0.00

BMO MM Navigator Distribution C Acc

Fund Composition



	(%)
Global Fixed Interest	37.29
UK Equities	12.80
Others	10.68
Money Market	9.61
International Equities	7.75
European Equities	7.62
North American Equities	5.86
Asia Pacific ex Japan Equities	4.91
Japanese Equities	2.65
Others	0.82



	(%)
International	37.29
Not Specified	19.25
UK	12.80
Money Market	9.61
Europe	7.62
North America	5.86
Pacific ex-Japan	4.91
Japan	2.65

Largest Holdings

Holdings	(%)
MI TWENTYFOUR DYNAMIC BOND M INC	6.20
FEDERATED HERMES GLOBAL HIGH YIELD CREDIT M GBP DIST HDG	6.10
DARWIN LEISURE PROPERTY M INC GBP	5.90
SCHRODER INCOME MAXIMISER A INC	5.30
SCHRODER STERLING CORPORATE BOND Z INC	5.30

Holdings	(%)
JANUS HENDERSON STRATEGIC BOND I INC	5.20
FIDELITY GLOBAL ENHANCED INCOME W M INC	4.70
POLAR CAPITAL EUROPEAN EX UK INCOME X GBP DIST	4.60
PRUSIK ASIAN EQUITY INCOME 2X USD DIST	4.20
SCHRODER STRATEGIC CREDIT L INC	4.10

* Data supplied by fund managers regarding fixed interests funds may not specify yield type. As the provision of redemption yield is an FCA regulatory requirement Novia assumes these are used.

Important Information

Performance details and yields are as at 30/09/2020. Performance figures are inclusive of net reinvested income. Source: FE. This document is designed only for professional investors and experienced advisers. The value of investments and the income gained may fluctuate. Investors may not get back the full amount invested. Past performance is not a guide to the future.