

BMO MM Navigator Growth C Acc

Fund Information

Sector

IA Flexible Investment

Manager's Name

Multi-Manager Team

Date Manager Appointed

Aug 2014

Launch Date

Jun 2012

Fund Size (£m)

£104.79

Yield* (See page2)

0.50 %

XD Dates

Sep 01, Mar 02

Last Distribution

01/09/20 (XD Date)

30/11/20 (Pay Date)

0.06(Distribution)

OCF

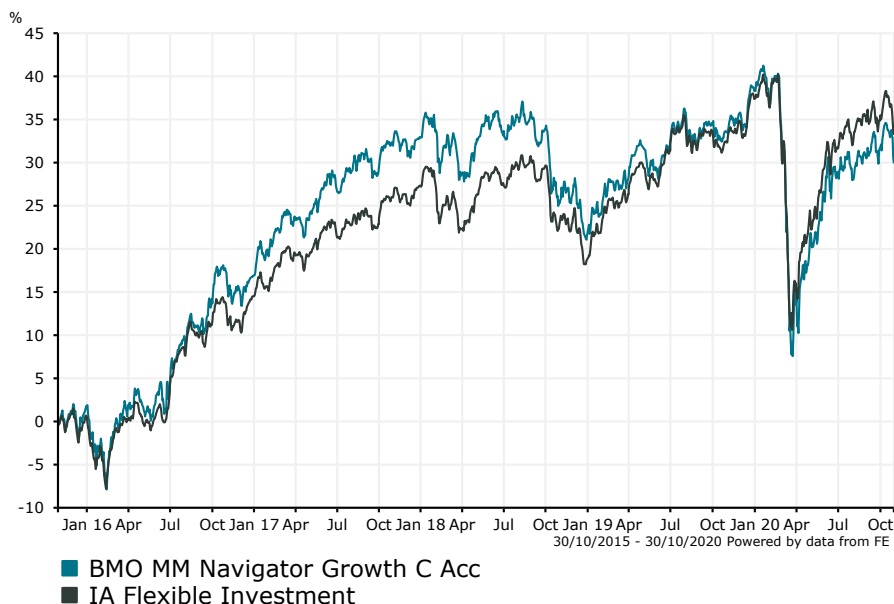
1.71 %

Fund Aim

The Fund aims to achieve capital growth.

Sector: IA Flexible Investment

Performance



Morningstar Analyst Rating
Neutral

FE Crown Rating
★★★★★

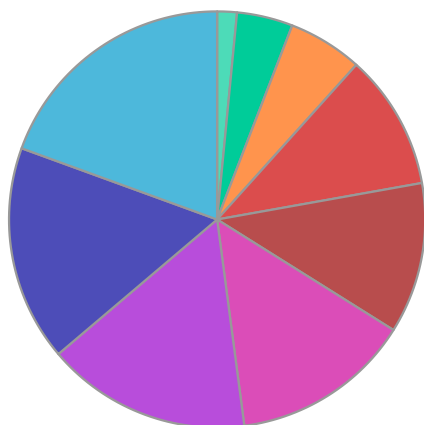
Discrete Performance - 12 months to 31/12/19					
	2019	2018	2017	2016	2015
Fund	13.74	-8.55	13.75	14.88	5.28
Stock Sector Average	15.66	-6.72	11.21	13.82	1.99

Cumulative Performance to 30/09/20					
	1 Yr	2 Yrs	3 Yrs	4 Yrs	5 Yrs
Fund	-2.19	-1.66	2.24	15.26	38.29
Stock Sector Average	0.88	4.15	9.75	21.30	41.26

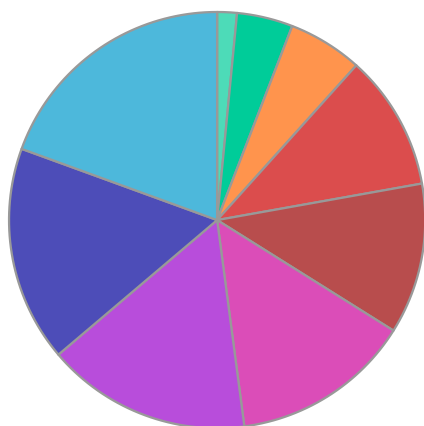
Performance Analysis - Annualised 3 years					
	Growth Rate %	Volatility	Alpha	Beta	Sharpe
Fund	0.74	12.36	-2.53	1.10	0.00
Stock Sector Average	3.15	11.00	0.00	1.00	0.00

BMO MM Navigator Growth C Acc

Fund Composition



	(%)
North American Equities	19.44
Others	16.75
UK Equities	15.90
European Equities	14.00
Global Fixed Interest	11.72
Asia Pacific ex Japan Equities	10.53
Japanese Equities	5.78
Money Market	4.35
Global Emerging Market Equities	1.53



	(%)
North America	19.44
Not Specified	16.75
UK	15.90
Europe	14.00
International	11.72
Pacific ex-Japan	10.53
Japan	5.78
Money Market	4.35
Global Emerging Markets	1.53

Largest Holdings

Holdings	(%)
FINDLAY PARK AMERICAN DOLLAR USD	8.20
JANUS HENDERSON STRATEGIC BOND I ACC	5.20
EDGEWOOD L SELECT - US SELECT GROWTH I USD Z C	4.70
MEMNON EUROPEAN U2 GBP	4.70
MAN GLG UK ABSOLUTE VALUE CX P GBP ACC	4.60

Holdings	(%)
CONVENTUM - LYRICAL FUND I	4.20
MERIAN UK SPECIALIST EQUITY R GBP ACC	4.10
PRUSIK ASIAN EQUITY INCOME 2X USD DIST	3.70
GVQ UK FOCUS I	3.60
LF MITON EUROPEAN OPPORTUNITIES B ACC	3.50

* Data supplied by fund managers regarding fixed interests funds may not specify yield type. As the provision of redemption yield is an FCA regulatory requirement Novia assumes these are used.

Important Information

Performance details and yields are as at 30/09/2020. Performance figures are inclusive of net reinvested income. Source: FE. This document is designed only for professional investors and experienced advisers. The value of investments and the income gained may fluctuate. Investors may not get back the full amount invested. Past performance is not a guide to the future.