

UBS ETFMSCIEMUScRs €A D£

Fund Information

Sector

Equity - Euro Countries

Manager's Name

Mike Kaiser

Date Manager Appointed

Jan 2016

Launch Date

Jun 2012

Fund Size(£m)

£1554.41

Yield* (See page2)

0.00 %

XD Dates

Aug 03, Feb 03, Jul 31, Jan 31

Last Distribution

03/08/20 (XD Date)

06/08/20 (Pay Date)

1.28(Distribution)

OCF

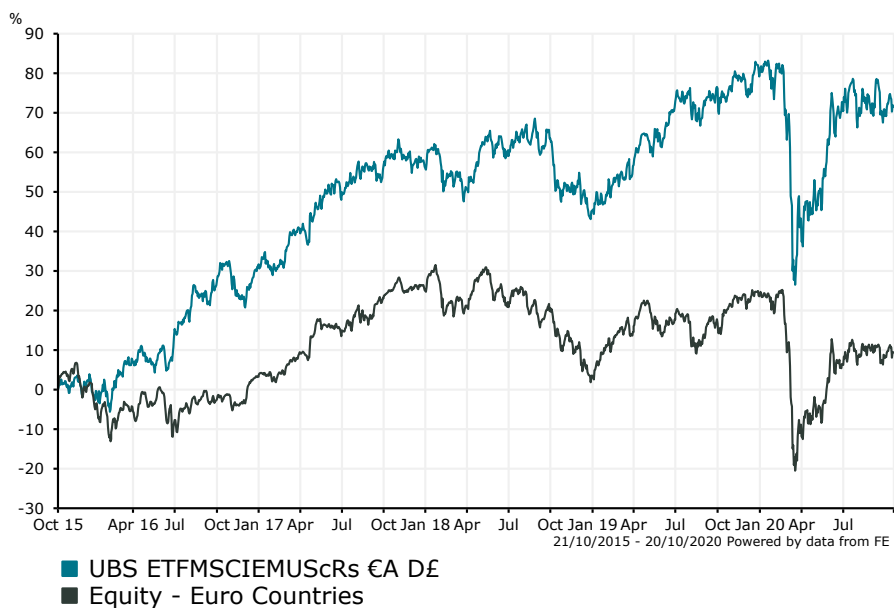
0.22 %

Fund Aim

The UBS ETF - MSCI EMU Socially Responsible UCITS ETF sub-fund is an exchange traded fund incorporated in Luxembourg. The objective of this share class is to deliver the performance of the MSCI EMU SRI 5% Issuer Capped Index (Net Return) and allow intraday trading.

Sector: Equity - Euro Countries

Performance



Morningstar Analyst Rating
Gold

FE Crown Rating

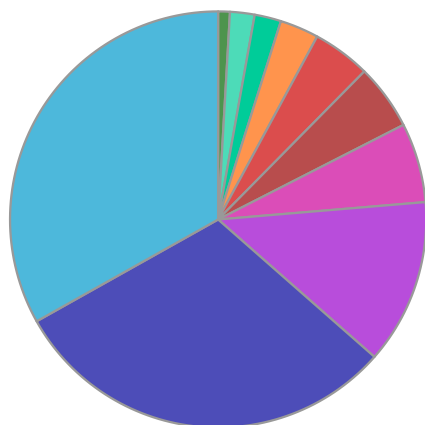
Discrete Performance - 12 months to 31/12/19					
	2019	2018	2017	2016	2015
Fund	23.37	-7.12	19.40	27.69	8.20
Stock Sector Average	19.32	-17.22	21.19	1.59	-0.34

Cumulative Performance to 30/09/20					
	1 Yr	2 Yrs	3 Yrs	4 Yrs	5 Yrs
Fund	-4.15	3.48	8.70	33.86	76.35
Stock Sector Average	-8.33	-9.89	-12.30	11.02	12.30

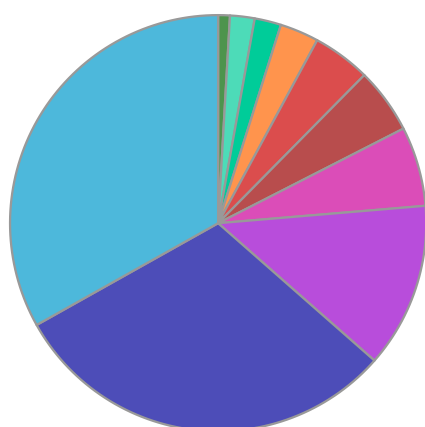
Performance Analysis - Annualised 3 years					
	Growth Rate %	Volatility	Alpha	Beta	Sharpe
Fund	2.82	14.10	6.00	0.73	0.00
Stock Sector Average	-4.28	17.39	0.00	1.00	-0.01

UBS ETFMSCIEMUScRs €A D£

Fund Composition



	(%)
German Equities	33.14
French Equities	30.40
Dutch Equities	12.81
Spanish Equities	6.18
Finnish Equities	5.09
Irish Equities	4.50
Italian Equities	3.02
Portuguese Equities	2.06
Belgian Equities	1.91
International Equities	0.91



	(%)
Germany	33.14
France	30.40
Netherlands	12.81
Spain	6.18
Finland	5.09
Ireland	4.50
Italy	3.02
Portugal	2.06
Belgium	1.91
Others	0.91

Largest Holdings

Holdings	(%)
ADIDAS AG	5.48
SCHNEIDER ELECTRIC SE	5.28
ASML HOLDING NV	5.15
L'OREAL	5.09
SAP SE	5.04

Holdings	(%)
SIEMENS AG	4.75
ALLIANZ SE	4.61
TOTAL SE	4.58
DANONE	3.68
AXA	3.29

* Data supplied by fund managers regarding fixed interests funds may not specify yield type. As the provision of redemption yield is an FCA regulatory requirement Novia assumes these are used.

Important Information

Performance details and yields are as at 30/09/2020. Performance figures are inclusive of net reinvested income. Source: FE. This document is designed only for professional investors and experienced advisers. The value of investments and the income gained may fluctuate. Investors may not get back the full amount invested. Past performance is not a guide to the future.